










Commercial Ball Valves

BRASS & BRONZE BALL VALVES

TWO-PIECE BODY






| ASTM B283 FORGED BRASS • FULL PORT • Cr BALL 150 WSP / 600 WOG | | | | | |
|---|-----------|------------|----------|-----------|-----|
| CODE NUMBER | SIZE CODE | LIST PRICE | WT. LBS. | PACKAGING | |
| | | | | BOX | CTN |
|  58* IPS     | 014 | \$ 8.20 | 0.24 | 20 | 120 |
| | 038 | 8.20 | 0.24 | 20 | 120 |
| | 012 | 7.55 | 0.30 | 12 | 96 |
| | 034 | 10.45 | 0.75 | 10 | 60 |
| | 100 | 14.55 | 1.67 | 6 | 36 |
| | 114 | 27.55 | 2.83 | 6 | 24 |
| | 112 | 37.50 | 3.13 | 4 | 16 |
| | 200 | 56.30 | 4.44 | 4 | 16 |
| | 212 | 134.50 | 9.50 | 2 | - |
| | 300 | 207.30 | 16.00 | 2 | - |
| | 400 | 364.10 | 27.00 | 2 | - |





*3rd Party Certification applies to 1/4" ~ 2" only






| ASTM B283 FORGED BRASS • FULL PORT • Cr BALL 150 WSP / 600 WOG | | | | | |
|---|-----------|------------|----------|-----------|-----|
| CODE NUMBER | SIZE CODE | LIST PRICE | WT. LBS. | PACKAGING | |
| | | | | BOX | CTN |
|  59* SOLDER    | 014 | \$ 8.20 | 0.24 | 20 | 120 |
| | 038 | 8.20 | 0.24 | 20 | 120 |
| | 012 | 7.55 | 0.30 | 12 | 96 |
| | 034 | 10.45 | 0.75 | 10 | 60 |
| | 100 | 14.55 | 1.67 | 6 | 36 |
| | 114 | 27.55 | 2.83 | 6 | 24 |
| | 112 | 37.50 | 3.13 | 4 | 16 |
| | 200 | 56.30 | 4.44 | 4 | 16 |
| | 212 | 134.50 | 9.50 | 2 | - |
| | 300 | 207.30 | 16.00 | 2 | - |
| | - | - | - | - | - |

*3rd Party Certification applies to 1/4" ~ 2" only





WING HANDLE

| ASTM B283 FORGED BRASS • FULL PORT • Cr BALL 150 WSP / 600 WOG | | | | | |
|---|-----------|------------|----------|-----------|-----|
| CODE NUMBER | SIZE CODE | LIST PRICE | WT. LBS. | PACKAGING | |
| | | | | BOX | CTN |
|  58W IPS     | 014 | \$ 9.40 | 0.24 | 20 | 120 |
| | 038 | 9.40 | 0.24 | 20 | 120 |
| | 012 | 8.70 | 0.30 | 12 | 96 |
| | 034 | 12.00 | 0.75 | 10 | 60 |
| | 100 | 16.70 | 1.67 | 6 | 36 |
| | 114 | 30.35 | 2.83 | 6 | 24 |
| | 112 | 41.25 | 3.13 | 4 | 16 |
| | 200 | 61.90 | 4.44 | 4 | 16 |

| ASTM B283 FORGED BRASS • FULL PORT • Cr BALL 150 WSP / 600 WOG | | | | | |
|---|-----------|------------|----------|-----------|-----|
| CODE NUMBER | SIZE CODE | LIST PRICE | WT. LBS. | PACKAGING | |
| | | | | BOX | CTN |
|  59W SOLDER    | 014 | \$ 9.40 | 0.24 | 20 | 120 |
| | 038 | 9.40 | 0.24 | 20 | 120 |
| | 012 | 8.70 | 0.30 | 12 | 96 |
| | 034 | 12.00 | 0.75 | 10 | 60 |
| | 100 | 16.70 | 1.67 | 6 | 36 |
| | 114 | 30.35 | 2.83 | 6 | 24 |
| | 112 | 41.25 | 3.13 | 4 | 16 |
| | 200 | 61.90 | 4.44 | 4 | 16 |

| ASTM B283 FORGED BRASS • FULL PORT • Cr BALL 150 WSP / 600 WOG | | | | | | |
|---|-----------|-----------------------|----------|-----------|-----|--|
| CODE NUMBER | SIZE CODE | LIST PRICE | WT. LBS. | PACKAGING | | |
| | | | | BOX | CTN | |
|  68* IPS     | 014 | \$ 10.15 | 0.40 | 20 | 120 | |
| | 038 | 10.15 | 0.41 | 20 | 120 | |
| | 012 | 9.35 | 0.54 | 12 | 96 | |
| | 034 | 13.65 | 0.83 | 10 | 60 | |
| | 100 | 21.40 | 1.42 | 6 | 36 | |
| | 114 | 39.75 | 2.08 | 6 | 24 | |
| | 112 | 47.95 | 3.38 | 4 | 16 | |
| | 200 | 63.45 | 4.50 | 2 | 8 | |
| | 212 | 2 1/2" ~ 4" (See 68P) | | | | |
| | 300 | | | | | |
| | 400 | | | | | |


*3rd Party Certification applies to 1/4" ~ 2" only

| ASTM B283 FORGED BRASS • FULL PORT • Cr BALL 150 WSP / 600 WOG | | | | | |
|---|-----------|------------|----------|-----------|-----|
| CODE NUMBER | SIZE CODE | LIST PRICE | WT. LBS. | PACKAGING | |
| | | | | BOX | CTN |
|  69* SOLDER    | 014 | \$ - | - | - | - |
| | 038 | 10.15 | 0.41 | 20 | 120 |
| | 012 | 9.35 | 0.54 | 12 | 96 |
| | 034 | 13.65 | 0.83 | 10 | 60 |
| | 100 | 21.40 | 1.42 | 6 | 36 |
| | 114 | 39.75 | 2.08 | 6 | 24 |
| | 112 | 47.95 | 3.38 | 4 | 16 |
| | 200 | 63.45 | 4.50 | 4 | 16 |
| | 212 | 322.50 | 8.50 | 2 | - |
| | 300 | 494.30 | 13.00 | 2 | - |
| | 400 | - | - | - | - |

*3rd Party Certification applies to 1/4" ~ 2" only


BRASS & BRONZE BALL VALVES

LOCKING LEVER

| FORGED BRASS • FULL PORT Cr BALL • 150 WSP / 600 WOG | | | | | |
|--|-----------|------------|----------|-----------|-----|
| CODE NUMBER | SIZE CODE | LIST PRICE | WT. LBS. | PACKAGING | |
| | | | | BOX | CTN |
|  68LL IPS | 014 | \$ 13.50 | 0.40 | 20 | 120 |
| | 038 | 13.50 | 0.41 | 20 | 120 |
| | 012 | 12.70 | 0.54 | 12 | 96 |
| | 034 | 19.15 | 0.83 | 10 | 60 |
| | 100 | 26.90 | 1.42 | 6 | 36 |
| | 114 | 47.50 | 2.08 | 6 | 24 |
| | 112 | 55.65 | 3.38 | 4 | 16 |
| | 200 | 71.20 | 4.50 | 2 | 8 |
| | | | | | |


Note: Locking Lever is Carbon Steel

316 STAINLESS STEEL TRIM

| ASTM B283 FORGED BRASS • FULL PORT 150 WSP / 600 WOG | | | | | |
|--|-----------|------------|----------|-----------|-----|
| CODE NUMBER | SIZE CODE | LIST PRICE | WT. LBS. | PACKAGING | |
| | | | | BOX | CTN |
|  68M IPS | 014 | \$ 22.15 | 0.40 | 20 | 120 |
| | 038 | 22.15 | 0.41 | 20 | 120 |
| | 012 | 22.15 | 0.54 | 12 | 96 |
| | 034 | 38.65 | 0.83 | 10 | 60 |
| | 100 | 49.25 | 1.42 | 6 | 36 |
| | 114 | 74.85 | 2.08 | 6 | 24 |
| | 112 | 104.10 | 3.38 | 4 | 16 |
| | 200 | 157.60 | 5.38 | 2 | 8 |
| | 212 | - | - | - | - |
| | 300 | - | - | - | - |
| | 400 | - | - | - | - |


*UL-125, UL-842, & UL-1769 (1/4" ~ 2")

316 STAINLESS STEEL TRIM

| ASTM B283 FORGED BRASS • FULL PORT SS BALL & STEM • 150 WSP / 600 WOG | | | | | |
|---|-----------|------------|----------|-----------|-----|
| CODE NUMBER | SIZE CODE | LIST PRICE | WT. LBS. | PACKAGING | |
| | | | | BOX | CTN |
|  69M CxC | 014 | \$ - | - | - | - |
| | 038 | 22.15 | 0.41 | 20 | 120 |
| | 012 | 22.15 | 0.54 | 12 | 96 |
| | 034 | 38.65 | 0.83 | 10 | 60 |
| | 100 | 49.25 | 1.42 | 6 | 36 |
| | 114 | 74.85 | 2.08 | 6 | 24 |
| | 112 | 104.10 | 3.38 | 4 | 16 |
| | 200 | 157.60 | 4.50 | 4 | 16 |
| | 212 | - | - | - | - |
| | 300 | - | - | - | - |
| | 400 | - | - | - | - |

*UL-125, UL-842, & UL-1769 (1/4" ~ 2")


MOUNTING PAD

| ASTM B283 FORGED BRASS • FULL PORT • Cr BALL 150 WSP / 600 WOG** | | | | | |
|---|-----------|------------|----------|-----------|-----|
| CODE NUMBER | SIZE CODE | LIST PRICE | WT. LBS. | PACKAGING | |
| | | | | BOX | CTN |
|  68P IPS | 014 | \$ 20.90 | 0.40 | 20 | 120 |
| | 038 | 20.90 | 0.41 | 20 | 120 |
| | 012 | 20.90 | 0.54 | 12 | 96 |
| | 034 | 33.95 | 0.83 | 10 | 60 |
| | 100 | 42.20 | 1.42 | 6 | 36 |
| | 114 | 65.20 | 2.08 | 6 | 24 |
| | 112 | 79.50 | 3.38 | 4 | 16 |
| | 200 | 102.20 | 5.38 | 2 | 8 |
| | 212** | 347.05 | 8.50 | 2 | - |
| | 300** | 520.60 | 13.00 | 2 | - |
| | 400** | 752.00 | 22.00 | 2 | - |

*UL-125, UL-842, & UL-1769 (1/4" ~ 2")

**Note: Size 2 1/2" ~ 4" rated at 150 WSP / 400 WOG

250# STEAM SEAT


| ASTM B283 FORGED BRASS • FULL PORT • SS TRIM MTG. PAD • LOCKING HANDLE • 250 WSP / 600 WOG** | | | | | |
|---|-----------|------------|----------|-----------|-----|
| CODE NUMBER | SIZE CODE | LIST PRICE | WT. LBS. | PACKAGING | |
| | | | | BOX | CTN |
|  68PM IPS | 014 | \$ 45.00 | 0.40 | 20 | 120 |
| | 038 | 45.00 | 0.41 | 20 | 120 |
| | 012 | 45.00 | 0.54 | 12 | 96 |
| | 034 | 60.75 | 0.83 | 10 | 60 |
| | 100 | 72.70 | 1.42 | 6 | 36 |
| | 114 | 114.45 | 2.08 | 6 | 24 |
| | 112 | 142.95 | 3.38 | 4 | 16 |
| | 200 | 173.55 | 5.38 | 2 | 8 |
| | 212 | 549.90 | 8.50 | 2 | - |
| | 300 | 640.70 | 13.00 | 2 | - |
| | 400 | 1,114.00 | 22.00 | 2 | - |

*UL-125, UL-842, & UL-1769 (1/4" ~ 2")


**Note: Size 2 1/2" ~ 4" rated at 250 WSP / 400 WOG


BRASS & BRONZE BALL VALVES


ONE-PIECE BODY


| ASTM B283 FORGED BRASS • REDUCED PORT • Cr BALL 150 WSP / 600 WOG • SS LEVER HANDLE | | | | | |
|--|-----------|------------|----------|-----------|-----|
| CODE NUMBER | SIZE CODE | LIST PRICE | WT. LBS. | PACKAGING | |
| | | | | BOX | CTN |
|  51 IPS | 014 | \$ 9.20 | 0.15 | 20 | 120 |
| | 038 | 9.20 | 0.25 | 20 | 120 |
| | 012 | 8.15 | 0.43 | 20 | 120 |
| | 034 | 11.40 | 0.64 | 16 | 96 |
| | 100 | 19.10 | 1.00 | 9 | 36 |
| | 114 | 27.95 | 1.63 | 8 | 32 |
| | 112 | 39.10 | 1.96 | 6 | 24 |
| | 200 | 54.50 | 3.25 | 4 | 16 |

THREE-PIECE BODY with Mounting Pad


| ASTM B283 FORGED BRASS • FULL PORT • Cr BALL MTG. PAD • 150 WSP / 600 WOG | | | | | |
|--|-----------|------------|----------|-----------|-----|
| CODE NUMBER | SIZE CODE | LIST PRICE | WT. LBS. | PACKAGING | |
| | | | | BOX | CTN |
|  62 IPS | 014 | \$ 35.70 | 0.70 | 10 | 60 |
| | 038 | 35.70 | 0.70 | 10 | 60 |
| | 012 | 41.25 | 1.00 | 6 | 36 |
| | 034 | 50.75 | 1.00 | 6 | 24 |
| | 100 | 66.45 | 2.00 | 4 | 16 |
| | 114 | 95.20 | 4.00 | 4 | 8 |
| | 112 | 123.45 | 7.00 | 2 | 6 |
| | 200 | 227.60 | 11.00 | 2 | 4 |


| ASTM B283 FORGED BRASS • FULL PORT • Cr BALL MTG. PAD • 150 WSP / 600 WOG | | | | | |
|--|-----------|------------|----------|-----------|-----|
| CODE NUMBER | SIZE CODE | LIST PRICE | WT. LBS. | PACKAGING | |
| | | | | BOX | CTN |
|  63 SOLDER | 014 | \$ - | - | - | - |
| | 038 | 35.70 | 0.70 | 10 | 60 |
| | 012 | 41.25 | 1.00 | 6 | 36 |
| | 034 | 50.75 | 1.00 | 6 | 24 |
| | 100 | 66.45 | 2.00 | 4 | 16 |
| | 114 | 95.20 | 4.00 | 4 | 8 |
| | 112 | 123.45 | 7.00 | 2 | 6 |
| | 200 | 227.60 | 11.00 | 2 | 4 |

| ASTM B283 FORGED BRASS • FULL PORT 316 BALL & STEM • 150 WSP / 600 WOG | | | | | |
|---|-----------|------------|----------|-----------|-----|
| CODE NUMBER | SIZE CODE | LIST PRICE | WT. LBS. | PACKAGING | |
| | | | | BOX | CTN |
|  62M IPS | 012 | \$ 63.60 | 1.00 | 6 | 36 |
| | 034 | 78.00 | 1.00 | 6 | 24 |
| | 100 | 110.40 | 2.00 | 4 | 16 |
| | 114 | 150.00 | 4.00 | 4 | 8 |
| | 112 | 190.80 | 7.00 | 2 | 6 |
| | 200 | 310.70 | 11.00 | 2 | 4 |

| ASTM B283 FORGED BRASS • FULL PORT 316 BALL & STEM • 150 WSP / 600 WOG | | | | | |
|---|-----------|------------|----------|-----------|-----|
| CODE NUMBER | SIZE CODE | LIST PRICE | WT. LBS. | PACKAGING | |
| | | | | BOX | CTN |
|  63M SOLDER | 012 | \$ 63.60 | 1.00 | 6 | 36 |
| | 034 | 78.00 | 1.00 | 6 | 24 |
| | 100 | 110.40 | 2.00 | 4 | 16 |
| | 114 | 150.00 | 4.00 | 4 | 8 |
| | 112 | 190.80 | 7.00 | 2 | 6 |
| | 200 | 310.70 | 11.00 | 2 | 4 |

THREE-WAY BODY with Mounting Pad

| ASTM B283 FORGED BRASS • Cr BALL MTG. PAD • 100°F @ 300 PSI / 400 WOG | | | | | |
|---|-----------|------------|----------|-----------|-----|
| CODE NUMBER | SIZE CODE | LIST PRICE | WT. LBS. | PACKAGING | |
| | | | | BOX | CTN |
|  54P IPS | 014* | \$ 33.05 | 0.18 | 20 | 120 |
| | 038* | 33.05 | 0.37 | 20 | 120 |
| | 012 | 29.75 | 0.98 | 10 | 40 |
| | 034 | 41.00 | 1.31 | 8 | 32 |
| | 100 | 54.30 | 2.00 | 8 | 32 |
| | 114 | 85.90 | 2.80 | 6 | 12 |
| | 112 | 100.25 | 3.88 | 4 | 8 |
| | 200 | 144.35 | 6.00 | 2 | 4 |
| | 212* | 401.90 | 11.80 | 2 | - |
| | 300* | 576.65 | 18.50 | 2 | - |

| ASTM B283 FORGED BRASS • Cr BALL MTG. PAD • 100°F @ 300 PSI / 400 WOG | | | | | |
|---|-----------|------------|----------|-----------|-----|
| CODE NUMBER | SIZE CODE | LIST PRICE | WT. LBS. | PACKAGING | |
| | | | | BOX | CTN |
|  55P SOLDER | 014* | \$ - | - | - | - |
| | 038* | - | - | - | - |
| | 012 | 29.75 | 0.98 | 10 | 40 |
| | 034 | 41.00 | 1.31 | 8 | 32 |
| | 100 | 54.30 | 2.00 | 8 | 32 |
| | 114* | 85.90 | 2.80 | 6 | - |
| | 112* | 100.25 | 3.88 | 4 | - |
| | 200* | 144.35 | 6.00 | 2 | - |
| | 212 | - | - | - | - |
| | 300 | - | - | - | - |


*Note: Mounting Pad not available, order as a Code 54-XXX.

*Note: Mounting Pad not available, order as a Code 55-XXX.

SPECIALTY BRASS BALL VALVES


TWO-PIECE BODY


IPS x BARBED

| ASTM B283 FORGED BRASS • FULL PORT • Cr BALL 600 WOG | | | | | |
|--|-----------|------------|----------|-----------|-----|
| CODE NUMBER | SIZE CODE | LIST PRICE | WT. LBS. | PACKAGING | |
| | | | | BOX | CTN |
|  68AB IPS | 012 | \$ 13.50 | 0.54 | 12 | 96 |
| | 034 | 18.75 | 0.30 | 10 | 60 |
| | 100 | 28.90 | 1.42 | 6 | 36 |


Note: Barbed connection accepts standard hose I.D. matching valve pipe size.
Operating limits are governed by type of hose and clamp used.


DRAINABLE

| ASTM B283 FORGED BRASS • FULL PORT • Cr BALL 200°F @ 400 PSI / 600 WOG | | | | | |
|--|-----------|------------|----------|-----------|-----|
| CODE NUMBER | SIZE CODE | LIST PRICE | WT. LBS. | PACKAGING | |
| | | | | BOX | CTN |
|  68AD IPS | 012 | \$ 14.45 | 0.68 | 12 | 96 |
| | 034 | 22.00 | 1.03 | 10 | 60 |
| | 100 | 31.10 | 1.81 | 6 | 36 |


| ASTM B283 FORGED BRASS • FULL PORT • Cr BALL 200°F @ 400 PSI / 600 WOG | | | | | |
|---|-----------|------------|----------|-----------|-----|
| CODE NUMBER | SIZE CODE | LIST PRICE | WT. LBS. | PACKAGING | |
| | | | | BOX | CTN |
|  69AD SOLDER | 012 | \$ 14.45 | 0.68 | 12 | 96 |
| | 034 | 22.00 | 1.03 | 10 | 60 |
| | 100 | 31.10 | 1.81 | 6 | 36 |

CAP & CHAIN


| ASTM B283 FORGED BRASS • FULL PORT • Cr BALL 150 WSP / 600 WOG | | | | | |
|--|-----------|------------|----------|-----------|-----|
| CODE NUMBER | SIZE CODE | LIST PRICE | WT. LBS. | PACKAGING | |
| | | | | BOX | CTN |
|  68C IPS x HOSE | 012 | \$ 23.50 | 0.54 | 12 | 96 |
| | 034 | 33.05 | 0.83 | 10 | 60 |

| ASTM B283 FORGED BRASS • FULL PORT • Cr BALL 150 WSP / 600 WOG | | | | | |
|--|-----------|------------|----------|-----------|-----|
| CODE NUMBER | SIZE CODE | LIST PRICE | WT. LBS. | PACKAGING | |
| | | | | BOX | CTN |
|  69C C x HOSE | 012 | \$ 23.50 | 0.54 | 12 | 96 |
| | 034 | 33.05 | 0.83 | 10 | 60 |

IPS x MALE


| ASTM B283 FORGED BRASS • FULL PORT • Cr BALL 150 WSP / 600 WOG | | | | | |
|---|-----------|------------|----------|-----------|-----|
| CODE NUMBER | SIZE CODE | LIST PRICE | WT. LBS. | PACKAGING | |
| | | | | BOX | CTN |
|  68O IPS | 014 | \$ 12.25 | 0.40 | 20 | 120 |
| | 038 | 16.35 | 0.41 | 20 | 120 |
| | 012 | 16.35 | 0.54 | 12 | 96 |
| | 034 | 25.55 | 0.83 | 10 | 60 |
| | 100 | 34.70 | 1.42 | 6 | 36 |


C x MALE

| ASTM B283 FORGED BRASS • FULL PORT • Cr BALL 150 WSP / 600 WOG | | | | | |
|--|-----------|------------|----------|-----------|-----|
| CODE NUMBER | SIZE CODE | LIST PRICE | WT. LBS. | PACKAGING | |
| | | | | BOX | CTN |
|  69O SOLDER | 014 | \$ 12.25 | 0.40 | 20 | 120 |
| | 038 | 16.35 | 0.41 | 20 | 120 |
| | 012 | 16.35 | 0.54 | 12 | 96 |
| | 034 | 25.55 | 0.83 | 10 | 60 |
| | 100 | 34.70 | 1.42 | 6 | 36 |


SPECIALTY BRASS BALL VALVES

SINGLE UNION

| ASTM B283 FORGED BRASS • FULL PORT • Cr BALL 300°F @ 150 PSI / 600 WOG | | | | | |
|---|--------------|---------------|-------------|-----------|-----|
| CODE NUMBER | SIZE CODE | LIST PRICE | WT. LBS. | PACKAGING | |
| | | | | BOX | CTN |
|  68U IPS | 014 | \$ 22.00 | 0.42 | 20 | 120 |
| | 038 | 22.00 | 0.42 | 12 | 120 |
| | 012 | 23.50 | 0.63 | 12 | 96 |
| | 034 | 39.85 | 1.10 | 10 | 60 |
| | 100 | 53.90 | 1.67 | 6 | 36 |
| | 114 | 91.55 | 2.50 | 6 | 24 |
| | 112 | 114.55 | 3.81 | 4 | 16 |
| | 200 | 178.80 | 5.44 | 2 | 8 |


| ASTM B283 FORGED BRASS • FULL PORT • Cr BALL 300°F @ 150 PSI / 600 WOG | | | | | |
|---|--------------|---------------|-------------|-----------|-----|
| CODE NUMBER | SIZE CODE | LIST PRICE | WT. LBS. | PACKAGING | |
| | | | | BOX | CTN |
|  69U SOLDER | 014 | \$ - | - | - | - |
| | 038 | 22.00 | 0.42 | 20 | 120 |
| | 012 | 23.50 | 0.63 | 12 | 96 |
| | 034 | 39.85 | 1.10 | 10 | 60 |
| | 100 | 53.90 | 1.67 | 6 | 36 |
| | 114 | 91.55 | 2.50 | 6 | 24 |
| | 112 | 114.55 | 3.81 | 4 | 16 |
| | 200 | 178.80 | 5.44 | 2 | 8 |


SAFETY EXHAUST

| ASTM B283 FORGED BRASS • FULL PORT • Cr BALL LOCKING HANDLE • 200 WOG | | | | | |
|---|--------------|---------------|-------------|-----------|-----|
| CODE NUMBER | SIZE CODE | LIST PRICE | WT. LBS. | PACKAGING | |
| | | | | BOX | CTN |
|  68S* IPS | 014 | \$ 20.25 | 0.40 | 20 | 120 |
| | 038 | 20.25 | 0.41 | 20 | 120 |
| | 012 | 20.25 | 0.54 | 12 | 96 |
| | 034 | 29.35 | 0.83 | 10 | 60 |
| | 100 | 38.00 | 1.42 | 6 | 36 |
| | 114 | 59.50 | 2.08 | 6 | 24 |
| | 112 | 74.40 | 3.38 | 4 | 16 |
| | 200 | 90.90 | 4.50 | 2 | 8 |

*Integral 1/4" Exhaust Tap - Sizes: 1"~2"


CAST IRON BALL VALVES

| CLASS 125 CAST IRON • FULL PORT STAINLESS STEEL TRIM | | | | | |
|--|--------------|---------------|-------------|-----------|-----|
| CODE NUMBER | SIZE CODE | LIST PRICE | WT. LBS. | PACKAGING | |
| | | | | BOX | PLT |
|  90 FLANGED | 200 | \$ 346.00 | 22 | 2 | 30 |
| | 212 | 575.00 | 37 | 1 | 20 |
| | 300 | 728.00 | 46 | 1 | 20 |
| | 400 | 1,053.00 | 70 | 1 | 16 |
| | 600 | 2,823.00 | 174 | 1 | 9 |
| | 800 | 4,797.00 | 244 | 1 | 6 |


| CLASS 125 CAST IRON • STANDARD PORT STAINLESS STEEL TRIM | | | | | |
|---|--------------|---------------|-------------|-----------|-----|
| CODE NUMBER | SIZE CODE | LIST PRICE | WT. LBS. | PACKAGING | |
| | | | | BOX | PLT |
|  91 FLANGED | 600 | \$2,095.00 | 119 | 1 | 9 |
| | 800 | 3,201.00 | 178 | 1 | 6 |
| | 910 | 5,311.00 | 262 | 1 | 4 |
| | | | | | |

CARBON STEEL BALL VALVES

ONE-PIECE BODY


| ASTM A216 Gr. WCB • REDUCED PORT • 316 SS TRIM SS LEVER HANDLE • 600 WOG | | | | | |
|--|-----------|----------------------------|----------|-----------|-----|
| CODE NUMBER | SIZE CODE | LIST PRICE | WT. LBS. | PACKAGING | |
| | | | | BOX | CTN |
|  50 IPS | 014 | C A L L | 0.18 | 20 | 120 |
| | 038 | | 0.22 | 20 | 120 |
| | 012 | | 0.43 | 20 | 120 |
| | 034 | | 0.64 | 16 | 96 |
| | 100 | | 1.00 | 9 | 54 |
| | 114 | | 1.63 | 8 | 32 |
| | 112 | | 1.96 | 6 | 24 |
| | 200 | | 3.25 | 4 | 16 |

REDUCED PORT • FIRE TESTED API 607 • NACE


| ASTM A216 Gr. WCB • MOUNTING PAD* L. OVAL HANDLE (1/4"-1") / L. LEVER HANDLE (1 1/4"-2") | | | | | |
|--|-----------|----------------------------|----------|-----------|-----|
| CODE NUMBER | SIZE CODE | LIST PRICE | WT. LBS. | PACKAGING | |
| | | | | BOX | CTN |
|  IPS 119-LOH (1/4"-1") 2000 WOG 119 (1 1/4"-2") 1500 WOG | 014 | C A L L | 0.35 | 8 | 24 |
| | 038 | | 0.37 | 8 | 24 |
| | 012 | | 0.62 | 8 | 24 |
| | 034 | | 0.86 | 8 | 24 |
| | 100 | | 1.21 | 8 | 24 |
| | 114 | | 1.92 | 30 | - |
| | 112 | | 2.84 | 18 | - |
| | 200 | | 4.26 | 10 | - |

*NOTE: Exception - 1/4" & 3/8"


TWO-PIECE BODY

| ASTM A216 Gr. WCB • REGULAR PORT • 316 SS TRIM LOCKING LEVER HANDLE | | | | | |
|--|-----------|----------------------------|----------|-----------|-----|
| CODE NUMBER | SIZE CODE | LIST PRICE | WT. LBS. | PACKAGING | |
| | | | | BOX | CTN |
|  IPS 49M (1/4"-1") 2000 WOG 49M (1 1/4"-2") 1500 WOG | 014 | C A L L | 0.61 | 10 | 80 |
| | 038 | | 0.58 | 10 | 80 |
| | 012 | | 0.67 | 10 | 60 |
| | 034 | | 1.25 | 8 | 48 |
| | 100 | | 1.69 | 8 | 32 |
| | 114 | | 2.56 | 4 | 16 |
| | 112 | | 3.75 | 2 | 12 |
| | 200 | | 6.67 | 2 | 6 |


REGULAR PORT • NACE

| ASTM A216 Gr. WCB • MOUNTING PAD* • 316 SS TRIM L. OVAL HANDLE (1/4"-1") / L. LEVER HANDLE (1 1/4"-2") | | | | | |
|--|-----------|----------------------------|----------|-----------|-----|
| CODE NUMBER | SIZE CODE | LIST PRICE | WT. LBS. | PACKAGING | |
| | | | | BOX | CTN |
|  IPS 217-LOH (1/4"-1") 2000 WOG 217 (1 1/4"-2") 1500 WOG | 014 | C A L L | 0.71 | 8 | 24 |
| | 038 | | 0.71 | 8 | 24 |
| | 012 | | 0.89 | 6 | 18 |
| | 034 | | 1.22 | 6 | 18 |
| | 100 | | 2.08 | 4 | 12 |
| | 114 | | 2.20 | 30 | - |
| | 112 | | 3.63 | 16 | - |
| | 200 | | 5.67 | 12 | - |


REGULAR PORT • FIRE TESTED API 607 • NACE

| ASTM A216 Gr. WCB • MOUNTING PAD • 316 SS TRIM L. OVAL HANDLE (1/4"-1") / L. LEVER HANDLE (1 1/4"-2") | | | | | |
|--|-----------|----------------------------|----------|-----------|-----|
| CODE NUMBER | SIZE CODE | LIST PRICE | WT. LBS. | PACKAGING | |
| | | | | BOX | CTN |
|  IPS 219-LOH (1/4"-1") 2000 WOG 219 (1 1/4"-2") 1500 WOG | 014 | C A L L | 0.71 | 8 | 24 |
| | 038 | | 0.71 | 8 | 24 |
| | 012 | | 0.89 | 6 | 18 |
| | 034 | | 1.22 | 6 | 18 |
| | 100 | | 2.08 | 4 | 12 |
| | 114 | | 2.20 | 30 | - |
| | 112 | | 3.63 | 16 | - |
| | 200 | | 5.67 | 12 | - |

REGULAR PORT • SEAL WELD • NACE

| ASTM A216 Gr. WCB • MOUNTING PAD • 316 SS TRIM L. OVAL HANDLE (1/4"-1") / L. LEVER HANDLE (1 1/4"-2") | | | | | |
|--|-----------|----------------------------|----------|-----------|-----|
| CODE NUMBER | SIZE CODE | LIST PRICE | WT. LBS. | PACKAGING | |
| | | | | BOX | CTN |
|  IPS 237-LOH (1/4"-1") 2000 WOG 237 (1 1/4"-2") 1500 WOG | 014 | C A L L | 0.71 | 8 | 24 |
| | 038 | | 0.71 | 8 | 24 |
| | 012 | | 0.89 | 6 | 18 |
| | 034 | | 1.22 | 6 | 18 |
| | 100 | | 2.08 | 4 | 12 |
| | 114 | | 2.20 | 30 | - |
| | 112 | | 3.63 | 16 | - |
| | 200 | | 5.67 | 12 | - |

REGULAR PORT • SEAL WELD • FIRE TESTED API 607 • NACE


| ASTM A216 Gr. WCB • MOUNTING PAD • 316 SS TRIM L. OVAL HANDLE (1/4"-1") / L. LEVER HANDLE (1 1/4"-2") | | | | | |
|--|-----------|----------------------------|----------|-----------|-----|
| CODE NUMBER | SIZE CODE | LIST PRICE | WT. LBS. | PACKAGING | |
| | | | | BOX | CTN |
|  IPS 239-LOH (1/4"-1") 2000 WOG 239 (1 1/4"-2") 1500 WOG | 014 | C A L L | 0.71 | 8 | 24 |
| | 038 | | 0.71 | 8 | 24 |
| | 012 | | 0.89 | 6 | 18 |
| | 034 | | 1.22 | 6 | 18 |
| | 100 | | 2.08 | 4 | 12 |
| | 114 | | 2.20 | 30 | - |
| | 112 | | 3.63 | 16 | - |
| | 200 | | 5.67 | 12 | - |

CARBON STEEL BALL VALVES

THREE-PIECE BODY*


THREADED

REGULAR PORT • NACE

| ASTM A216 Gr. WCB • MOUNTING PAD • 316 SS TRIM L. OVAL HANDLE (1/4"-1") /L. LEVER HANDLE (1 1/4"-2") | | | | | | |
|---|-----------|----------------------------|----------|-------------------------------|-----|---|
| CODE NUMBER | SIZE CODE | LIST PRICE | WT. LBS. | PACKAGING | | |
| | | | | BOX | CTN | |
|  317-LOH (1/4"-1") 1500 WOG 317 (1 1/4"-2") 1000 WOG | 014 | C A L L | | SEE FULL PORT FOR THESE SIZES | | |
| | 038 | | | | | |
| | 012 | | | 2.00 | 10 | - |
| | 034 | | | 3.00 | 10 | - |
| | 100 | | | 5.00 | 6 | - |
| | 114 | | | 8.00 | 4 | - |
| | 112 | | | 9.00 | 4 | - |
| | 200 | | | 14.00 | 2 | - |
| | 212 | | | 29.00 | 2 | - |


THREADED

REGULAR PORT • FIRE TESTED API 607 • NACE

| ASTM A216 Gr. WCB • MOUNTING PAD • 316 SS TRIM L. OVAL HANDLE (1/4"-1") /L. LEVER HANDLE (1 1/4"-2") | | | | | | |
|--|-----------|----------------------------|----------|-------------------------------|-----|---|
| CODE NUMBER | SIZE CODE | LIST PRICE | WT. LBS. | PACKAGING | | |
| | | | | BOX | CTN | |
|  319-LOH (1/4"-1") 1500 WOG 319 (1 1/4"-2") 1000 WOG | 014 | C A L L | | SEE FULL PORT FOR THESE SIZES | | |
| | 038 | | | | | |
| | 012 | | | 2.00 | 10 | - |
| | 034 | | | 3.00 | 10 | - |
| | 100 | | | 5.00 | 6 | - |
| | 114 | | | 8.00 | 4 | - |
| | 112 | | | 9.00 | 4 | - |
| | 200 | | | 14.00 | 2 | - |
| | 212 | | | 29.00 | 2 | - |


SOCKETWELD

REGULAR PORT • NACE

| ASTM A216 Gr. WCB • MOUNTING PAD • 316 SS TRIM L. OVAL HANDLE (1/4"-1") /L. LEVER HANDLE (1 1/4"-2") | | | | | | |
|---|-----------|----------------------------|----------|-------------------------------|-----|---|
| CODE NUMBER | SIZE CODE | LIST PRICE | WT. LBS. | PACKAGING | | |
| | | | | BOX | CTN | |
|  317S-LOH (1/4"-1") 1500 WOG 317S (1 1/4"-2") 1000 WOG | 014 | C A L L | | SEE FULL PORT FOR THESE SIZES | | |
| | 038 | | | | | |
| | 012 | | | 2.00 | 10 | - |
| | 034 | | | 3.00 | 10 | - |
| | 100 | | | 5.00 | 6 | - |
| | 114 | | | 8.00 | 4 | - |
| | 112 | | | 9.00 | 4 | - |
| | 200 | | | 14.00 | 2 | - |
| | 212 | | | 29.00 | 2 | - |


SOCKETWELD

REGULAR PORT • FIRE TESTED API 607 • NACE

| ASTM A216 Gr. WCB • MOUNTING PAD • 316 SS TRIM L. OVAL HANDLE (1/4"-1") /L. LEVER HANDLE (1 1/4"-2") | | | | | | |
|--|-----------|----------------------------|----------|-------------------------------|-----|---|
| CODE NUMBER | SIZE CODE | LIST PRICE | WT. LBS. | PACKAGING | | |
| | | | | BOX | CTN | |
|  319S-LOH (1/4"-1") 1500 WOG 319S (1 1/4"-2") 1000 WOG | 014 | C A L L | | SEE FULL PORT FOR THESE SIZES | | |
| | 038 | | | | | |
| | 012 | | | 2.00 | 10 | - |
| | 034 | | | 3.00 | 10 | - |
| | 100 | | | 5.00 | 6 | - |
| | 114 | | | 8.00 | 4 | - |
| | 112 | | | 9.00 | 4 | - |
| | 200 | | | 14.00 | 2 | - |
| | 212 | | | 29.00 | 2 | - |


BUTTWELD

REGULAR PORT • NACE

| ASTM A216 Gr. WCB • MOUNTING PAD • 316 SS TRIM L. OVAL HANDLE (1/4"-1") /L. LEVER HANDLE (1 1/4"-2") | | | | | | |
|---|-----------|----------------------------|----------|-------------------------------|-----|---|
| CODE NUMBER | SIZE CODE | LIST PRICE | WT. LBS. | PACKAGING | | |
| | | | | BOX | CTN | |
|  317B-LOH (1/4"-1") 1500 WOG 317B (1 1/4"-2") 1000 WOG | 014 | C A L L | | SEE FULL PORT FOR THESE SIZES | | |
| | 038 | | | | | |
| | 012 | | | 2.00 | 10 | - |
| | 034 | | | 3.00 | 10 | - |
| | 100 | | | 5.00 | 6 | - |
| | 114 | | | 8.00 | 4 | - |
| | 112 | | | 9.00 | 4 | - |
| | 200 | | | 14.00 | 2 | - |
| | 212 | | | 28.00 | 2 | - |

BUTTWELD

REGULAR PORT • FIRE TESTED API 607 • NACE

| ASTM A216 Gr. WCB • MOUNTING PAD • 316 SS TRIM L. OVAL HANDLE (1/4"-1") /L. LEVER HANDLE (1 1/4"-2") | | | | | | |
|--|-----------|----------------------------|----------|-------------------------------|-----|---|
| CODE NUMBER | SIZE CODE | LIST PRICE | WT. LBS. | PACKAGING | | |
| | | | | BOX | CTN | |
|  319B-LOH (1/4"-1") 1500 WOG 319B (1 1/4"-2") 1000 WOG | 014 | C A L L | | SEE FULL PORT FOR THESE SIZES | | |
| | 038 | | | | | |
| | 012 | | | 2.00 | 10 | - |
| | 034 | | | 3.00 | 10 | - |
| | 100 | | | 5.00 | 6 | - |
| | 114 | | | 8.00 | 4 | - |
| | 112 | | | 9.00 | 4 | - |
| | 200 | | | 14.00 | 2 | - |
| | 212 | | | 28.00 | 2 | - |


*Spare set of body gaskets is provided on Socket Weld and Butt Weld End 3-piece valves as standard.

CARBON STEEL BALL VALVES

THREE-PIECE BODY*


THREADED

FULL PORT • NACE

| ASTM A216 Gr. WCB • MOUNTING PAD • 316 SS TRIM L. OVAL HANDLE (1/4-1") /L. LEVER HANDLE (1 1/4-2") | | | | | |
|---|-----------|----------------------------|----------|-----------|-----|
| CODE NUMBER | SIZE CODE | LIST PRICE | WT. LBS. | PACKAGING | |
| | | | | BOX | CTN |
|  317F-LOH (1/4~1") 1500 WOG 317F (1 1/4~2") 1000 WOG | 014 | C A L L | 2.00 | 10 | - |
| | 038 | | 2.00 | 10 | - |
| | 012 | | 3.00 | 10 | - |
| | 034 | | 5.00 | 6 | - |
| | 100 | | 8.25 | 4 | - |
| | 114 | | 9.00 | 4 | - |
| | 112 | | 15.00 | 2 | - |
| | 200 | | 29.00 | 2 | - |


THREADED

FULL PORT • FIRE TESTED API 607 • NACE

| ASTM A216 Gr. WCB • MOUNTING PAD • 316 SS TRIM L. OVAL HANDLE (1/4-1") /L. LEVER HANDLE (1 1/4-2") | | | | | |
|---|-----------|----------------------------|----------|-----------|-----|
| CODE NUMBER | SIZE CODE | LIST PRICE | WT. LBS. | PACKAGING | |
| | | | | BOX | CTN |
|  319F-LOH (1/4~1") 1500 WOG 319F (1 1/4~2") 1000 WOG | 014 | C A L L | 2.00 | 10 | - |
| | 038 | | 2.00 | 10 | - |
| | 012 | | 3.00 | 10 | - |
| | 034 | | 5.00 | 6 | - |
| | 100 | | 8.25 | 4 | - |
| | 114 | | 9.00 | 4 | - |
| | 112 | | 15.00 | 2 | - |
| | 200 | | 29.00 | 2 | - |


SOCKETWELD

FULL PORT • NACE

| ASTM A216 Gr. WCB • MOUNTING PAD • 316 SS TRIM L. OVAL HANDLE (1/4-1") /L. LEVER HANDLE (1 1/4-2") | | | | | |
|---|-----------|----------------------------|----------|-----------|-----|
| CODE NUMBER | SIZE CODE | LIST PRICE | WT. LBS. | PACKAGING | |
| | | | | BOX | CTN |
|  317FS-LOH (1/4~1") 1500 WOG 317FS (1 1/4~2") 1000 WOG | 014 | C A L L | 2.00 | 10 | - |
| | 038 | | 2.00 | 10 | - |
| | 012 | | 3.00 | 10 | - |
| | 034 | | 5.00 | 6 | - |
| | 100 | | 8.33 | 3 | - |
| | 114 | | 9.00 | 4 | - |
| | 112 | | 15.00 | 2 | - |
| | 200 | | 29.00 | 2 | - |


SOCKETWELD

FULL PORT • FIRE TESTED API 607 • NACE

| ASTM A216 Gr. WCB • MOUNTING PAD • 316 SS TRIM L. OVAL HANDLE (1/4-1") /L. LEVER HANDLE (1 1/4-2") | | | | | |
|---|-----------|----------------------------|----------|-----------|-----|
| CODE NUMBER | SIZE CODE | LIST PRICE | WT. LBS. | PACKAGING | |
| | | | | BOX | CTN |
|  319FS-LOH (1/4~1") 1500 WOG 319FS (1 1/4~2") 1000 WOG | 014 | C A L L | 2.00 | 10 | - |
| | 038 | | 2.00 | 10 | - |
| | 012 | | 3.00 | 10 | - |
| | 034 | | 5.00 | 6 | - |
| | 100 | | 8.33 | 3 | - |
| | 114 | | 9.00 | 4 | - |
| | 112 | | 15.00 | 2 | - |
| | 200 | | 29.00 | 2 | - |


BUTTWELD

FULL PORT • NACE

| ASTM A216 Gr. WCB • MOUNTING PAD • 316 SS TRIM L. OVAL HANDLE (1/4-1") /L. LEVER HANDLE (1 1/4-2") | | | | | |
|---|-----------|----------------------------|----------|-----------|-----|
| CODE NUMBER | SIZE CODE | LIST PRICE | WT. LBS. | PACKAGING | |
| | | | | BOX | CTN |
|  317FB-LOH (1/4~1") 1500 WOG 317FB (1 1/4~2") 1000 WOG | 014 | C A L L | 2.00 | 10 | - |
| | 038 | | 2.00 | 10 | - |
| | 012 | | 3.00 | 10 | - |
| | 034 | | 5.00 | 6 | - |
| | 100 | | 8.00 | 3 | - |
| | 114 | | 9.00 | 4 | - |
| | 112 | | 14.00 | 2 | - |
| | 200 | | 28.00 | 2 | - |

BUTTWELD


FULL PORT • FIRE TESTED API 607 • NACE

| ASTM A216 Gr. WCB • MOUNTING PAD • 316 SS TRIM L. OVAL HANDLE (1/4-1") /L. LEVER HANDLE (1 1/4-2") | | | | | |
|---|-----------|----------------------------|----------|-----------|-----|
| CODE NUMBER | SIZE CODE | LIST PRICE | WT. LBS. | PACKAGING | |
| | | | | BOX | CTN |
|  319FB-LOH (1/4~1") 1500 WOG 319FB (1 1/4~2") 1000 WOG | 014 | C A L L | 2.00 | 10 | - |
| | 038 | | 2.00 | 10 | - |
| | 012 | | 3.00 | 10 | - |
| | 034 | | 5.00 | 6 | - |
| | 100 | | 8.00 | 3 | - |
| | 114 | | 9.00 | 4 | - |
| | 112 | | 14.00 | 2 | - |
| | 200 | | 28.00 | 2 | - |


*Spare set of body gaskets is provided on Socket Weld and Butt Weld End 3-piece valves as standard.

STAINLESS STEEL BALL VALVES

ONE-PIECE BODY


| ASTM A351 Gr. CF8M • REDUCED PORT • 316 SS TRIM SS LEVER HANDLE • 600 WOG | | | | | |
|--|--------------|----------------------------|-------------|-----------|-----|
| CODE NUMBER | SIZE CODE | LIST PRICE | WT. LBS. | PACKAGING | |
| | | | | BOX | CTN |
|  52 IPS | 014 | C A L L | 0.18 | 20 | 120 |
| | 038 | | 0.27 | 20 | 120 |
| | 012 | | 0.43 | 20 | 120 |
| | 034 | | 0.64 | 16 | 96 |
| | 100 | | 1.00 | 9 | 54 |
| | 114 | | 1.63 | 8 | 32 |
| | 112 | | 1.96 | 6 | 24 |
| | 200 | | 3.25 | 4 | 16 |


FIRE TESTED API 607 • NACE

| ASTM A351 Gr. CF8M • REDUCED PORT • MOUNTING PAD* L. OVAL HANDLE (1/4"-1") / L. LEVER HANDLE (1 1/4"-2") | | | | | |
|---|--------------|----------------------------|-------------|-----------|-----|
| CODE NUMBER | SIZE CODE | LIST PRICE | WT. LBS. | PACKAGING | |
| | | | | BOX | CTN |
|  IPS | 014 | C A L L | 0.35 | 8 | 24 |
| | 038 | | 0.37 | 8 | 24 |
| | 012 | | 0.62 | 8 | 24 |
| | 034 | | 0.86 | 8 | 24 |
| | 100 | | 1.21 | 8 | 24 |
| | 114 | | 1.92 | 30 | - |
| | 112 | | 2.84 | 18 | - |
| | 200 | | 4.26 | 10 | - |


*NOTE: Exception - 1/4" & 3/8"

TWO-PIECE BODY


| ASTM A351 Gr. CF8M • REGULAR PORT • MOUNTING PAD LOCKING LEVER HANDLE | | | | | |
|--|--------------|----------------------------|-------------|-----------|-----|
| CODE NUMBER | SIZE CODE | LIST PRICE | WT. LBS. | PACKAGING | |
| | | | | BOX | CTN |
|  IPS | 014 | C A L L | 0.61 | 10 | 80 |
| | 038 | | 0.58 | 10 | 80 |
| | 012 | | 0.67 | 10 | 60 |
| | 034 | | 1.25 | 8 | 48 |
| | 100 | | 1.69 | 8 | 32 |
| | 114 | | 2.56 | 4 | 16 |
| | 112 | | 3.75 | 2 | 12 |
| | 200 | | 6.67 | 2 | 6 |

| ASTM A351 Gr. CF8M • FULL PORT • 316 SS TRIM SS LEVER HANDLE • 800 WOG | | | | | |
|--|--------------|----------------------------|-------------|-----------|-----|
| CODE NUMBER | SIZE CODE | LIST PRICE | WT. LBS. | PACKAGING | |
| | | | | BOX | CTN |
|  53F IPS | 014 | C A L L | - | - | - |
| | 038 | | - | - | - |
| | 012 | | 0.88 | 8 | - |
| | 034 | | 1.38 | 8 | - |
| | 100 | | 2.00 | 6 | - |
| | 114 | | 2.67 | 6 | - |
| | 112 | | 4.50 | 2 | - |
| | 200 | | 7.50 | 2 | - |


REDUCED PORT • NACE

| ASTM A351 Gr. CF8M • MOUNTING PAD L. OVAL HANDLE (1/4"-1") / L. LEVER HANDLE (1 1/4"-2") | | | | | |
|---|--------------|----------------------------|-------------|-----------|-----|
| CODE NUMBER | SIZE CODE | LIST PRICE | WT. LBS. | PACKAGING | |
| | | | | BOX | CTN |
|  IPS | 014 | C A L L | 0.71 | 8 | 24 |
| | 038 | | 0.71 | 8 | 24 |
| | 012 | | 0.89 | 6 | 18 |
| | 034 | | 1.22 | 6 | 18 |
| | 100 | | 2.08 | 4 | 12 |
| | 114 | | 2.20 | 30 | - |
| | 112 | | 3.63 | 16 | - |
| | 200 | | 5.67 | 12 | - |


REGULAR PORT • FIRE TESTED API 607 • NACE

| ASTM A351 Gr. CF8M • MOUNTING PAD L. OVAL HANDLE (1/4"-1") / L. LEVER HANDLE (1 1/4"-2") | | | | | |
|---|--------------|----------------------------|-------------|-----------|-----|
| CODE NUMBER | SIZE CODE | LIST PRICE | WT. LBS. | PACKAGING | |
| | | | | BOX | CTN |
|  IPS | 014 | C A L L | 0.71 | 8 | 24 |
| | 038 | | 0.71 | 8 | 24 |
| | 012 | | 0.89 | 6 | 18 |
| | 034 | | 1.22 | 6 | 18 |
| | 100 | | 2.08 | 4 | 12 |
| | 114 | | 2.20 | 30 | - |
| | 112 | | 3.63 | 16 | - |
| | 200 | | 5.67 | 12 | - |

REGULAR PORT • SEAL WELD • NACE

| ASTM A351 Gr. CF8M • MOUNTING PAD L. OVAL HANDLE (1/4"-1") / L. LEVER HANDLE (1 1/4"-2") | | | | | |
|---|--------------|----------------------------|-------------|-----------|-----|
| CODE NUMBER | SIZE CODE | LIST PRICE | WT. LBS. | PACKAGING | |
| | | | | BOX | CTN |
|  IPS | 014 | C A L L | 0.71 | 8 | 24 |
| | 038 | | 0.71 | 8 | 24 |
| | 012 | | 0.89 | 6 | 18 |
| | 034 | | 1.22 | 6 | 18 |
| | 100 | | 2.08 | 4 | 12 |
| | 114 | | 2.20 | 30 | - |
| | 112 | | 3.63 | 16 | - |
| | 200 | | 5.67 | 12 | - |

REGULAR PORT • SEAL WELD • FIRE TESTED API 607 • NACE


| ASTM A351 Gr. CF8M • MOUNTING PAD L. OVAL HANDLE (1/4"-1") / L. LEVER HANDLE (1 1/4"-2") | | | | | |
|---|--------------|----------------------------|-------------|-----------|-----|
| CODE NUMBER | SIZE CODE | LIST PRICE | WT. LBS. | PACKAGING | |
| | | | | BOX | CTN |
|  IPS | 014 | C A L L | 0.71 | 8 | 24 |
| | 038 | | 0.71 | 8 | 24 |
| | 012 | | 0.89 | 6 | 18 |
| | 034 | | 1.22 | 6 | 18 |
| | 100 | | 2.08 | 4 | 12 |
| | 114 | | 2.20 | 30 | - |
| | 112 | | 3.63 | 16 | - |
| | 200 | | 5.67 | 12 | - |

STAINLESS STEEL BALL VALVES

THREE-PIECE BODY*


THREADED

REGULAR PORT • NACE

| ASTM A351 Gr. CF8M • MOUNTING PAD L. OVAL HANDLE (1/4-1") / L. LEVER HANDLE (1 1/4-2") | | | | | |
|---|-----------|-------------------------------|----------|-----------|-----|
| CODE NUMBER | SIZE CODE | LIST PRICE | WT. LBS. | PACKAGING | |
| | | | | BOX | CTN |
|  327-LOH (1/4"-1") 1500 WOG 327 (1 1/4"-2") 1000 WOG | 014 | SEE FULL PORT FOR THESE SIZES | | | |
| | 038 | | | | |
| | 012 | C A L L | 2.00 | 10 | - |
| | 034 | | 3.00 | 10 | - |
| | 100 | | 5.00 | 6 | - |
| | 114 | | 8.00 | 4 | - |
| | 112 | | 9.00 | 4 | - |
| | 200 | | 14.00 | 2 | - |
| | 212 | 29.00 | 2 | - | |


THREADED

REGULAR PORT • FIRE TESTED API 607 • NACE

| ASTM A351 Gr. CF8M • MOUNTING PAD L. OVAL HANDLE (1/4-1") / L. LEVER HANDLE (1 1/4-2") | | | | | |
|---|-----------|-------------------------------|----------|-----------|-----|
| CODE NUMBER | SIZE CODE | LIST PRICE | WT. LBS. | PACKAGING | |
| | | | | BOX | CTN |
|  329-LOH (1/4"-1") 1500 WOG 329 (1 1/4"-2") 1000 WOG | 014 | SEE FULL PORT FOR THESE SIZES | | | |
| | 038 | | | | |
| | 012 | C A L L | 2.00 | 10 | - |
| | 034 | | 3.00 | 10 | - |
| | 100 | | 5.00 | 6 | - |
| | 114 | | 8.00 | 4 | - |
| | 112 | | 9.00 | 4 | - |
| | 200 | | 14.00 | 2 | - |
| | 212 | 29.00 | 2 | - | |


SOCKETWELD

REGULAR PORT • NACE

| ASTM A351 Gr. CF8M • MOUNTING PAD L. OVAL HANDLE (1/4-1") / L. LEVER HANDLE (1 1/4-2") | | | | | |
|---|-----------|-------------------------------|----------|-----------|-----|
| CODE NUMBER | SIZE CODE | LIST PRICE | WT. LBS. | PACKAGING | |
| | | | | BOX | CTN |
|  327S-LOH (1/4"-1") 1500 WOG 327S (1 1/4"-2") 1000 WOG | 014 | SEE FULL PORT FOR THESE SIZES | | | |
| | 038 | | | | |
| | 012 | C A L L | 2.00 | 10 | - |
| | 034 | | 3.00 | 10 | - |
| | 100 | | 5.00 | 6 | - |
| | 114 | | 8.00 | 4 | - |
| | 112 | | 9.00 | 4 | - |
| | 200 | | 14.00 | 2 | - |
| | 212 | 29.00 | 2 | - | |


SOCKETWELD

REGULAR PORT • FIRE TESTED API 607 • NACE

| ASTM A351 Gr. CF8M • MOUNTING PAD L. OVAL HANDLE (1/4-1") / L. LEVER HANDLE (1 1/4-2") | | | | | |
|---|-----------|-------------------------------|----------|-----------|-----|
| CODE NUMBER | SIZE CODE | LIST PRICE | WT. LBS. | PACKAGING | |
| | | | | BOX | CTN |
|  329S-LOH (1/4"-1") 1500 WOG 329S (1 1/4"-2") 1000 WOG | 014 | SEE FULL PORT FOR THESE SIZES | | | |
| | 038 | | | | |
| | 012 | C A L L | 2.00 | 10 | - |
| | 034 | | 3.00 | 10 | - |
| | 100 | | 5.00 | 6 | - |
| | 114 | | 8.00 | 4 | - |
| | 112 | | 9.00 | 4 | - |
| | 200 | | 14.00 | 2 | - |
| | 212 | 29.00 | 2 | - | |


BUTTWELD

REGULAR PORT • NACE

| ASTM A351 Gr. CF8M • MOUNTING PAD L. OVAL HANDLE (1/4-1") / L. LEVER HANDLE (1 1/4-2") | | | | | |
|---|-----------|-------------------------------|----------|-----------|-----|
| CODE NUMBER | SIZE CODE | LIST PRICE | WT. LBS. | PACKAGING | |
| | | | | BOX | CTN |
|  327B-LOH (1/4"-1") 1500 WOG 327B (1 1/4"-2") 1000 WOG | 014 | SEE FULL PORT FOR THESE SIZES | | | |
| | 038 | | | | |
| | 012 | C A L L | 2.00 | 10 | - |
| | 034 | | 3.00 | 10 | - |
| | 100 | | 5.00 | 6 | - |
| | 114 | | 7.50 | 6 | - |
| | 112 | | 9.00 | 4 | - |
| | 200 | | 14.00 | 2 | - |
| | 212 | 28.00 | 2 | - | |

BUTTWELD

REGULAR PORT • FIRE TESTED API 607 • NACE

| ASTM A351 Gr. CF8M • MOUNTING PAD L. OVAL HANDLE (1/4-1") / L. LEVER HANDLE (1 1/4-2") | | | | | |
|---|-----------|-------------------------------|----------|-----------|-----|
| CODE NUMBER | SIZE CODE | LIST PRICE | WT. LBS. | PACKAGING | |
| | | | | BOX | CTN |
|  329B-LOH (1/4"-1") 1500 WOG 329B (1 1/4"-2") 1000 WOG | 014 | SEE FULL PORT FOR THESE SIZES | | | |
| | 038 | | | | |
| | 012 | C A L L | 2.00 | 10 | - |
| | 034 | | 3.00 | 10 | - |
| | 100 | | 5.00 | 6 | - |
| | 114 | | 7.50 | 6 | - |
| | 112 | | 9.00 | 4 | - |
| | 200 | | 14.00 | 2 | - |
| | 212 | 28.00 | 2 | - | |


*Spare set of body gaskets is provided on Socket Weld and Butt Weld End 3-piece valves as standard.

STAINLESS STEEL BALL VALVES

THREE-PIECE BODY*


THREADED

FULL PORT • NACE

| ASTM A351 Gr. CF8M • MOUNTING PAD L. OVAL HANDLE (1/4"-1") / L. LEVER HANDLE (1 1/4"-2") | | | | | |
|---|-----------|----------------------------|----------|-----------|-----|
| CODE NUMBER | SIZE CODE | LIST PRICE | WT. LBS. | PACKAGING | |
| | | | | BOX | CTN |
|  327F-LOH (1/4"-1") 1500 WOG 327F (1 1/4"-2") 1000 WOG | 014 | C A L L | 2.00 | 10 | - |
| | 038 | | 2.00 | 10 | - |
| | 012 | | 3.00 | 10 | - |
| | 034 | | 5.00 | 6 | - |
| | 100 | | 8.25 | 4 | - |
| | 114 | | 9.00 | 4 | - |
| | 112 | | 15.00 | 2 | - |
| | 200 | | 28.00 | 2 | - |


THREADED

FULL PORT • FIRE TESTED API 607 • NACE

| ASTM A351 Gr. CF8M • MOUNTING PAD L. OVAL HANDLE (1/4"-1") / L. LEVER HANDLE (1 1/4"-2") | | | | | |
|--|-----------|----------------------------|----------|-----------|-----|
| CODE NUMBER | SIZE CODE | LIST PRICE | WT. LBS. | PACKAGING | |
| | | | | BOX | CTN |
|  329F-LOH (1/4"-1") 1500 WOG 329F (1 1/4"-2") 1000 WOG | 014 | C A L L | 2.00 | 10 | - |
| | 038 | | 2.00 | 10 | - |
| | 012 | | 3.00 | 10 | - |
| | 034 | | 5.00 | 6 | - |
| | 100 | | 8.25 | 4 | - |
| | 114 | | 9.00 | 4 | - |
| | 112 | | 15.00 | 2 | - |
| | 200 | | 28.00 | 2 | - |


SOCKETWELD

FULL PORT • NACE

| ASTM A351 Gr. CF8M • MOUNTING PAD L. OVAL HANDLE (1/4"-1") / L. LEVER HANDLE (1 1/4"-2") | | | | | |
|---|-----------|----------------------------|----------|-----------|-----|
| CODE NUMBER | SIZE CODE | LIST PRICE | WT. LBS. | PACKAGING | |
| | | | | BOX | CTN |
|  327FS-LOH (1/4"-1") 1500 WOG 327FS (1 1/4"-2") 1000 WOG | 014 | C A L L | 2.00 | 10 | - |
| | 038 | | 2.00 | 10 | - |
| | 012 | | 3.00 | 10 | - |
| | 034 | | 5.00 | 6 | - |
| | 100 | | 8.25 | 3 | - |
| | 114 | | 9.75 | 4 | - |
| | 112 | | 15.00 | 2 | - |
| | 200 | | 29.00 | 2 | - |


SOCKETWELD

FULL PORT • FIRE TESTED API 607 • NACE

| ASTM A351 Gr. CF8M • MOUNTING PAD L. OVAL HANDLE (1/4"-1") / L. LEVER HANDLE (1 1/4"-2") | | | | | |
|--|-----------|----------------------------|----------|-----------|-----|
| CODE NUMBER | SIZE CODE | LIST PRICE | WT. LBS. | PACKAGING | |
| | | | | BOX | CTN |
|  329FS-LOH (1/4"-1") 1500 WOG 329FS (1 1/4"-2") 1000 WOG | 014 | C A L L | 2.00 | 10 | - |
| | 038 | | 2.00 | 10 | - |
| | 012 | | 3.00 | 10 | - |
| | 034 | | 5.00 | 6 | - |
| | 100 | | 8.25 | 3 | - |
| | 114 | | 9.75 | 4 | - |
| | 112 | | 15.00 | 2 | - |
| | 200 | | 29.00 | 2 | - |


BUTTWELD

FULL PORT • NACE

| ASTM A351 Gr. CF8M • MOUNTING PAD L. OVAL HANDLE (1/4"-1") / L. LEVER HANDLE (1 1/4"-2") | | | | | |
|---|-----------|----------------------------|----------|-----------|-----|
| CODE NUMBER | SIZE CODE | LIST PRICE | WT. LBS. | PACKAGING | |
| | | | | BOX | CTN |
|  327FB-LOH (1/4"-1") 1500 WOG 327FB (1 1/4"-2") 1000 WOG | 014 | C A L L | 2.00 | 10 | - |
| | 038 | | 2.00 | 10 | - |
| | 012 | | 2.00 | 10 | - |
| | 034 | | 3.00 | 10 | - |
| | 100 | | 8.00 | 3 | - |
| | 114 | | 9.00 | 4 | - |
| | 112 | | 14.00 | 2 | - |
| | 200 | | 28.00 | 2 | - |

BUTTWELD

FULL PORT • FIRE TESTED API 607 • NACE

| ASTM A351 Gr. CF8M • MOUNTING PAD L. OVAL HANDLE (1/4"-1") / L. LEVER HANDLE (1 1/4"-2") | | | | | |
|--|-----------|----------------------------|----------|-----------|-----|
| CODE NUMBER | SIZE CODE | LIST PRICE | WT. LBS. | PACKAGING | |
| | | | | BOX | CTN |
|  329FB-LOH (1/4"-1") 1500 WOG 329FB (1 1/4"-2") 1000 WOG | 014 | C A L L | 2.00 | 10 | - |
| | 038 | | 2.00 | 10 | - |
| | 012 | | 2.00 | 10 | - |
| | 034 | | 3.00 | 10 | - |
| | 100 | | 8.00 | 3 | - |
| | 114 | | 9.00 | 4 | - |
| | 112 | | 14.00 | 2 | - |
| | 200 | | 28.00 | 2 | - |

*Spare set of body gaskets is provided on Socket Weld and Butt Weld End 3-piece valves as standard.

OPTIONS & ACCESSORIES FOR BALL VALVES

58 & 59 Series

| OPTION | CODE NO. | SIZES | SPECIFY | LIST PRICE | LIST PRICE INSTALLED |
|---|----------|-------------|------------|------------|----------------------|
| Extension Stem | 58/59 | 1/4" - 3/4" | EL-600 | \$ 11.35 | \$ 13.95 |
| | | 1" - 1 1/4" | EL-601 | 14.05 | 16.65 |
| | | 1 1/2" - 2" | EL-602 | 17.45 | 20.05 |
| | | 2 1/2" | EL-603 | 42.05 | 44.65 |
| | | 3" - 4" | EL-604 | 52.00 | 54.60 |
| Memory Stop Plate | 58/59 | 1/4" - 3/4" | MS-600 | 1.65 | 4.20 |
| | | 1" - 1 1/4" | MS-601 | 1.80 | 4.40 |
| | | 1 1/2" - 2" | MS-602 | 2.15 | 4.75 |
| Lever Handle | 58/59 | 1/4" - 3/8" | LH(Code #) | 5.85 | — |
| | | 1/2" - 3/4" | | 7.50 | |
| | | 1" - 1 1/4" | | 8.40 | |
| | | 1 1/2" - 2" | | 9.40 | |
| | | 2 1/2" | | 14.90 | |
| 3" - 4" | 58.30 | | | | |
| Stainless Lever & Nut (304 SS) | 58/59 | 1/4" - 3/4" | SSL-600 | 3.65 | 6.25 |
| | | 1" - 1 1/4" | SSL-601 | 5.85 | 8.45 |
| | | 1 1/2" - 2" | SSL-602 | 8.10 | 10.70 |
| Oval Handle | 58/59 | 1/4" - 3/4" | OH-600 | 12.80 | 15.35 |
| | | 1" - 1 1/4" | OH-601 | 18.00 | 20.60 |
| | | 1 1/2" - 2" | OH-602 | 19.50 | 22.10 |
| Wing Handle | 58/59 | 1/4" - 3/4" | WH-600 | 4.40 | 7.00 |
| | | 1" - 1 1/4" | WH-601 | 8.10 | 10.70 |
| | | 1 1/2" - 2" | WH-602 | 13.70 | 16.25 |

OPTIONS & ACCESSORIES FOR BALL VALVES

| OPTION | VALVE SERIES CODE NO. | SIZES | SPECIFY | LIST PRICE | LIST PRICE INSTALLED |
|---|-----------------------|-----------------|--------------|----------------|----------------------|
| Insulated Stem Extension | 68/69 62/63 | 1/4" - 1/2" | ISE-1 | \$ 21.80 | \$ 24.40 |
| | | 3/4" | ISE-2 | 21.80 | 24.40 |
| | | 1" - 1 1/4" | ISE-3 | 24.55 | 27.15 |
| | | 1 1/2" - 2" | ISE-4 | 46.40 | 49.00 |
| Memory Stop | 68/69 62/63 | 1/4" - 3/4" | MS-1 | 2.75 | 5.35 |
| | | 1" - 1 1/4" | MS-2 | 4.10 | 6.70 |
| | | 1 1/2" - 2" | MS-3 | 4.75 | 7.35 |
| Locking Levers (Stainless Steel) | 68/69 62/63 | 1/4" - 3/8" | LL-1 | 9.55 | 12.15 |
| | | 1/2" | LL-2 | 9.55 | 12.15 |
| | | 3/4" | LL-3 | 10.90 | 13.50 |
| | | 1" - 1 1/4" | LL-4 | 11.60 | 14.20 |
| | | 1 1/2" - 2" | LL-5 | 12.30 | 14.90 |
| Lever Handles | All | 1/4" - 3/8" | LH(Fig. No.) | 6.15 | - |
| | | 1/2" - 3/4" | | 7.85 | - |
| | | 1" - 1 1/4" | | 8.85 | - |
| | | 1 1/2" - 2" | | 9.90 | - |
| | | 2 1/2" | | 15.70 | - |
| | | 3" 4" | | 50.45 61.40 | - - |
| Oval Handle | 35/65 | 1/4" - 3/4" | OH-1 | 12.35 | 14.95 |
| | | 1" - 1 1/4" | OH-3 | 18.40 | 21.00 |
| | | 1 1/2" - 2" | OH-4 | 19.15 | 21.75 |
| | 39/49M 53F | 1/4" - 1/2" | OH-2 | 12.80 | 15.40 |
| | | 3/4" - 1" | OH-3 | 18.40 | 21.00 |
| | | 1 1/4" - 1 1/2" | OH-4 | 19.15 | 21.75 |
| | 54/55 | 2" | OH-5 | 28.50 | 31.10 |
| | | 1/2" - 3/4" | OH-2 | 12.80 | 15.40 |
| | | 1" - 1 1/2" | OH-3 | 18.40 | 21.00 |
| | 68/69 62/63 | 2 | OH-4 | 19.15 | 21.75 |
| | | 1/4" - 1/2" | OH-1 | 12.35 | 14.95 |
| | | 3/4" | OH-2 | 12.80 | 15.40 |
| Locking Oval (Stainless Steel) | 68/69 62/63 | 1" - 1 1/4" | OH-3 | 18.40 | 21.00 |
| | | 1 1/2" - 2" | OH-4 | 19.15 | 21.75 |
| | | 1/4" - 1/2" | OH-2L | 18.40 | 21.00 |
| | | 3/4" | OH-3L | 18.40 | 21.00 |
| Wing Handle | 68/69 62/63 | 1" - 1 1/4" | OH-4L | 25.90 | 28.50 |
| | | 1 1/2" - 2" | OH-5L | 27.30 | 29.90 |
| | | 1/4" - 1/2" | WH-1 | 4.65 | 7.25 |
| | | 3/4" | WH-2 | 4.65 | 7.25 |
| | | 1" - 1 1/4" | WH-3 | 8.55 | 11.15 |
| | | 1 1/2" - 2" | WH-4 | 14.40 | 17.00 |
| Anti-Static Grounding Spring | All | 2 1/2" | WH-5 | 61.40 | 64.00 |
| | | 3" | WH-6 | 69.55 | 72.15 |
| Anti-Static Grounding Spring | All | 1/4" - 3/4" | GS-1 | 3.75 | 6.35 |
| | | 1" - 1 1/4" | GS-2 | 3.75 | 6.35 |
| | | 1 1/2" - 2" | GS-3 | 3.75 | 6.35 |

CROSS REFERENCE CHART

| BRONZE & BRASS | | | | | |
|----------------|--------------------|---------------------------|------------------------|----------------------|---------------------|
| KITZ | APOLLO | MILWAUKEE | NIBCO | RED-WHITE | WATTS |
| 51 | 9A-100/91-100 | - | T560-BR-Y | - | B-6100 |
| 54(P) | 70-600 | - | T585-70-W3 | - | B-6780 |
| 55(P) | 70-900 | - | S585-70-W3 | 5047 | B-6781 |
| 58 | 70-100 | BA-100 | T580 TFP600 | - | FBV-4 |
| 58W | 70-100-07 | - | - | - | - |
| 59 | 70-200 | BA-150 | S580 SFP600 | - | FBVS-4 |
| 59W | 70-200-07 | - | - | - | - |
| 62 | 82-100 | 30BBOF | T590-Y/T595-Y | 5050F | B-6800 |
| 62M | 82-140 | 30BSOF | T595-Y-66 | - | B-6800-SS |
| 63 | 82-200 | 30BB1F | S590-Y / S595-Y | 5051F | B-6801 |
| 63M | 82-240 | 30BS1F | S595-Y-66 | - | B-6801-SS |
| 68 | 70-100 80-100 | BA-400, BA-425, BA-475 | T585-70, T585-70-UL | 5044F, 5544, 5592 | B-6080 B-6000-UL |
| 68AB | - | - | - | - | B-6004 |
| 68AD | 95-100 | - | - | 5060 | B-6300 |
| 68AM | - | - | - | - | - |
| 68C | 78-100 | BA-100H | T585-70-HC | - | - |
| 68LL | 70-100-27 | - | - | - | B-6400-LL |
| 68M | 70-140 80-140 | BA-400S | T585-70-66 | 5044S | B-6080-SS |
| 68O | 70-800 | BA-100H | MTT585-70 | - | B-6002 |
| 68P | 77-100 | 20BBOR | TM585-70 | - | B-6400 |
| 68PM | 77-140 71-140(-64) | 20BSOR | TM585-70-66 | - | B-6400-SS-04 |
| 68S | 75-100-41(-27) | BA-100ELD | T585-70-SV | 5042 | B-6400-SE-LL |
| 68U | 70-300 | - | T585-70-SU | - | B6010 |
| 69 | 70-200 | BA-455/BA-485 | S585-70 | 5049F/5549 | B-6001/B-6081 |
| 69AD | 95-200 | - | - | 5063 | B-6301 |
| 69C | 78-200 | - | S585-70-HC | - | - |
| 69M | 70-240 | - | S585-70-66 | - | B-6081-SS |
| 69O | - | BA-150H | - | - | - |
| 69U | 70-400 | - | S585-70-SU | - | B-6011 |

| IRON | | | | | |
|------|----------|-----------|-------|-----------|-------|
| KITZ | AMERICAN | MILWAUKEE | NIBCO | RED-WHITE | WATTS |
| 90 | 3700 | - | - | - | G4000 |
| 91 | - | - | - | - | - |
| - | - | - | - | - | - |

* This comparison chart is provided for the convenience of our customers. Valves listed may not be identical in design, materials of construction or basic pressure rating. KITZ catalogs and those of other valve manufacturers should be consulted for complete details.

CROSS REFERENCE CHART

| CARBON & STAINLESS STEEL | | | | | |
|----------------------------------|-----------|-----------|---------------------|------------|-----------|
| THREADED, SOCKET WELD, BUTT WELD | | | | | |
| KITZ | APOLLO | MILWAUKEE | NIBCO | WATTS | WORCESTER |
| 39 | 76-100 | 20SSOR | T580-S6-66-LL | S-8000 | - |
| 49M | 89-100 | 20CSOR | T580-CS-66-LL | C-7000 | - |
| 50 | 93-100 | - | - | - | 5846R |
| 52 | - | - | - | - | 5866R |
| 53F | - | - | - | - | - |
| 119 | 92-100-24 | - | T560-CS-66-FS-LL | C-7100 | - |
| 129 | 96-100-24 | - | T560-S6-66-FS-LL | S-8100 | - |
| 217 | 89-100 | 20CSOR | T580-CS-66-LL | C-7000 | - |
| 219 | 89-100-24 | - | T580-CS-66-FS-LL | C-7000-FS | - |
| 227 | 76-100 | 20SSOR | T580-S6-66-LL | S-8000 | - |
| 229 | 76-100-24 | - | T580-S6-66-FS-LL | S-8000-FS | - |
| 237 | - | 22CSOR | - | C-7200 | - |
| 239 | - | - | - | - | - |
| 247 | - | 22SSOR | - | S-8200 | - |
| 249 | - | - | - | - | - |
| 317 | 83-340 | - | TM590-CS-R-66-LL | C-7450 | - |
| 317B | - | - | BM590-CS-R-66-LL | - | - |
| 317S | 83-440 | - | KM590-CS-R-66-LL | - | - |
| 317F | 83-540 | - | - | C-7480 | 5946TT |
| 317FB | - | - | - | - | - |
| 317FS | 83-640 | - | - | - | - |
| 319 | 83-340-29 | 35CSOR | TM590-CS-R-66-FS-LL | C-7450-607 | - |
| 319B | - | 35CS2R | BM590-CS-R-66-FS-LL | - | - |
| 319S | 83-440-29 | 35CS1R | KM590-CS-R-66-FS-LL | - | - |
| 319F | 83-540-29 | - | - | C-7480-607 | AF5946TT |
| 319FB | - | - | - | - | - |
| 319FS | 83-640-29 | - | - | - | - |
| 327 | 85-100 | - | TM590-S6-R-66-LL | S-8450 | - |
| 327B | - | - | BM590-S6-R-66-LL | - | - |
| 327S | 85-200 | - | KM590-S6-R-66-LL | - | - |
| 327F | 86-100 | - | - | S-7480 | 5966TT |
| 327FB | 86-700 | - | - | - | - |
| 327FS | 86-200 | - | - | - | - |
| 329 | - | 35SSOR | TM590-S6-R-66-FS-LL | S-8450-607 | - |
| 329B | - | 35SS2R | BM590-S6-R-66-FS-LL | - | - |
| 329S | - | 35SS1R | KM590-S6-R-66-FS-LL | - | - |
| 329F | 86-500-29 | - | - | S-7480-607 | AF5966TG |
| 329FB | - | - | - | - | - |
| 329FS | 86-600-29 | - | - | - | - |

* This comparison chart is provided for the convenience of our customers. Valves listed may not be identical in design, materials of construction or basic pressure rating. KITZ catalogs and those of other valve manufacturers should be consulted for complete details.

DESIGN STANDARDS

Manufacturers Standardization Society (MSS) of the Valve and Fitting Industry, Inc.

- SP-25** Standard Marketing System for Valves, Fitting, Flanges and Unions
- SP-67** Butterfly Valves
- SP-70** Cast Iron Gate Valves - Flanged and Threaded Ends
- SP-71** Grey Iron Swing Check Valves, Flanged and Threaded Ends
- SP-72** Ball Valves with Flanged or Butt-Weld End for General Service
- SP-80** Bronze Gate, Globe, Angle and Check Valves
- SP-85** Grey Iron Globe & Angle Valves, Flanged and Threaded Ends
- SP-110** Ball Valves Threaded, Socket-Welding, Solder Joint, Grooved and Flare Ends

American Petroleum Institute (API)

- API 607** Fire Test for Soft Seated Quarter-Turn Valves
- API 609** Butterfly Valves: Double Flanged, Lug- and Wafer- Type

3rd PARTY CERTIFICATIONS

CSA INTERNATIONAL 

- CGA 9.1a/ANSI Z21.15a-2001:** Manually Operated Gas Valves For Appliances, Appliance Connectors Valves and Hose End Valves
- CGA requirement CR91-002:** Manually Operated Gas Valves For Use On Piping
- CAN/CGA-3.16-M88:** Lever Operated Non-Lubricated Gas Shut-Off Valves
- ASME B16.33-2002:** Manually Operated Metallic Gas Valve For use In Gas Piping Systems up 125 psig (½"-2")
- ASME B16.38-1990:** Manually Operated Metallic Gas Valve For use In Gas Piping Systems up 125 psig (½"-12")
- ASME B16.44-2002:** Manually Operated Metallic Gas Valve For use In Aboveground Gas Piping Systems up 5 psig

UNDERWRITERS LABORATORIES

ANSI/UL125: Valves for Anhydrous Ammonia and LP-Gas (other than Safety Relief)

YSDT - LP Gas Shut-Off Valves, 600 psig for 1/4" ~ 1 1/4", 500 psig for 1 1/2" and 2"

UL Subject 258: Outline of Investigation for Shut-off Valves for Trim and Drain Purposes

VQGU - Valves, Trim and Drain

UL842: Valves for Flammable Fluids

YRBX - Flammable Liquid Shut-Off Valves, 600 psig for 1/4" ~ 1 1/4", 500 psig for 1 1/2" and 2"

YRPV - Gas Shut-Off Valves, 600 psig for 1/4" ~ 1 1/4", 500 psig for 1 1/2" and 2"

MHKZ - Manual Valves, LP at 600 psig for 1/4" ~ 1 1/4", 500 psig for 1 1/2" and 2", 150 degrees F ambient.


UL1769: Cylinder Valves 

YQNZ - Compressed Gas Shut-Off Valves, 600 psig for 1/4" ~ 1 1/4", 500 psig for 1 1/2" and 2"

FM APPROVALS 

Classification No. 1140 - 175 psig (1205 kPa) rated working pressure

ANSI/NSF 61 - Drinking Water System Components

Section 8 - Mechanical Devices, Temperature: Commercial Hot (180° F/82° C) 

KITZ®

KITZ CORPORATION OF AMERICA

10750 CORPORATE DRIVE • STAFFORD, TEXAS 77477 U.S.A.

TEL: (281) 491-7333 • FAX: (281) 491-9402 • TOLL FREE: 1-800-772-0073 • www.kitz.com