





Commercial Ball Valves

BRASS & BRONZE BALL VALVES

TWO-PIECE BODY



ASTM B283 FORGED BRASS • FULL PORT • Cr BALL 150 WSP / 600 WOG					
CODE NUMBER	SIZE CODE	LIST PRICE	WT. LBS.	PACKAGING	
				BOX	CTN
 58* IPS 	014	\$ 8.80	0.24	20	120
	038	8.80	0.24	20	120
	012	8.10	0.30	12	96
	034	11.25	0.75	10	60
	100	15.65	1.67	6	36
	114	29.60	2.83	6	24
	112	40.30	3.13	4	16
	200	60.55	4.44	4	16
	212	144.60	9.50	2	-
	300	222.90	16.00	2	-
	400	391.50	27.00	2	-



*3rd Party Certification applies to 1/4" ~ 2" only



ASTM B283 FORGED BRASS • FULL PORT • Cr BALL 150 WSP / 600 WOG					
CODE NUMBER	SIZE CODE	LIST PRICE	WT. LBS.	PACKAGING	
				BOX	CTN
 59* SOLDER 	014	\$ 8.80	0.24	20	120
	038	8.80	0.24	20	120
	012	8.10	0.30	12	96
	034	11.25	0.75	10	60
	100	15.65	1.67	6	36
	114	29.60	2.83	6	24
	112	40.30	3.13	4	16
	200	60.55	4.44	4	16
	212	144.60	9.50	2	-
	300	222.90	16.00	2	-
	-	-	-	-	-

*3rd Party Certification applies to 1/4" ~ 2" only



WING HANDLE

ASTM B283 FORGED BRASS • FULL PORT • Cr BALL 150 WSP / 600 WOG					
CODE NUMBER	SIZE CODE	LIST PRICE	WT. LBS.	PACKAGING	
				BOX	CTN
 58W IPS 	014	\$ 10.10	0.24	20	120
	038	10.10	0.24	20	120
	012	9.35	0.30	12	96
	034	12.90	0.75	10	60
	100	17.95	1.67	6	36
	114	32.65	2.83	6	24
	112	44.35	3.13	4	16
	200	66.55	4.44	4	16

ASTM B283 FORGED BRASS • FULL PORT • Cr BALL 150 WSP / 600 WOG					
CODE NUMBER	SIZE CODE	LIST PRICE	WT. LBS.	PACKAGING	
				BOX	CTN
 59W SOLDER 	014	\$ -	0.24	20	120
	038	10.10	0.24	20	120
	012	9.35	0.30	12	96
	034	12.90	0.75	10	60
	100	17.95	1.67	6	36
	114	32.65	2.83	6	24
	112	44.35	3.13	4	16
	200	66.55	4.44	4	16

ASTM B283 FORGED BRASS • FULL PORT • Cr BALL 150 WSP / 600 WOG						
CODE NUMBER	SIZE CODE	LIST PRICE	WT. LBS.	PACKAGING		
				BOX	CTN	
 68* IPS 	014	\$ 10.90	0.40	20	120	
	038	10.90	0.41	20	120	
	012	10.05	0.54	12	96	
	034	14.70	0.83	10	60	
	100	23.00	1.42	6	36	
	114	42.75	2.08	6	24	
	112	51.55	3.38	4	16	
	200	68.25	4.50	2	8	
	212	2 1/2" ~ 4" (See 68P)				
	300					
	400					





*3rd Party Certification applies to 1/4" ~ 2" only

ASTM B283 FORGED BRASS • FULL PORT • Cr BALL 150 WSP / 600 WOG					
CODE NUMBER	SIZE CODE	LIST PRICE	WT. LBS.	PACKAGING	
				BOX	CTN
 69* SOLDER 	014	\$ -	-	-	-
	038	10.90	0.41	20	120
	012	10.05	0.54	12	96
	034	14.70	0.83	10	60
	100	23.00	1.42	6	36
	114	42.75	2.08	6	24
	112	51.55	3.38	4	16
	200	68.25	4.50	4	16
	212	346.75	8.50	2	-
	300	531.50	13.00	2	-
	400	-	-	-	-

*3rd Party Certification applies to 1/4" ~ 2" only




BRASS & BRONZE BALL VALVES

LOCKING LEVER

FORGED BRASS • FULL PORT Cr BALL • 150 WSP / 600 WOG						
CODE NUMBER	SIZE CODE	LIST PRICE	WT. LBS.	PACKAGING		
				BOX	CTN	
 68LL IPS	014	\$ 14.50	0.40	20	120	
	038	14.50	0.41	20	120	
	012	13.65	0.54	12	96	
	034	20.60	0.83	10	60	
	100	28.90	1.42	6	36	
	114	51.10	2.08	6	24	
	112	59.85	3.38	4	16	
	200	76.55	4.50	2	8	
	  					




Note: Locking Lever is Carbon Steel

316 STAINLESS STEEL TRIM

ASTM B283 FORGED BRASS • FULL PORT 150 WSP / 600 WOG						
CODE NUMBER	SIZE CODE	LIST PRICE	WT. LBS.	PACKAGING		
				BOX	CTN	
 68M IPS	014	\$ 23.80	0.40	20	120	
	038	23.80	0.41	20	120	
	012	23.80	0.54	12	96	
	034	41.55	0.83	10	60	
	100	52.95	1.42	6	36	
	114	80.50	2.08	6	24	
	112	111.95	3.38	4	16	
	200	169.45	5.38	2	8	
	212	-	-	-	-	-
	300	-	-	-	-	-
400	-	-	-	-	-	
  *						



*UL-125, UL-842, & UL-1769 (1/4" ~ 2")

316 STAINLESS STEEL TRIM

ASTM B283 FORGED BRASS • FULL PORT SS BALL & STEM • 150 WSP / 600 WOG						
CODE NUMBER	SIZE CODE	LIST PRICE	WT. LBS.	PACKAGING		
				BOX	CTN	
 69M CxC	014	\$ -	-	-	-	
	038	23.80	0.41	20	120	
	012	23.80	0.54	12	96	
	034	41.55	0.83	10	60	
	100	52.95	1.42	6	36	
	114	80.50	2.08	6	24	
	112	111.95	3.38	4	16	
	200	169.45	4.50	4	16	
	212	-	-	-	-	-
	300	-	-	-	-	-
400	-	-	-	-	-	
  *						

*UL-125, UL-842, & UL-1769 (1/4" ~ 2")



MOUNTING PAD

ASTM B283 FORGED BRASS • FULL PORT • Cr BALL 150 WSP / 600 WOG**					
CODE NUMBER	SIZE CODE	LIST PRICE	WT. LBS.	PACKAGING	
				BOX	CTN
 68P IPS	014	\$ 22.45	0.40	20	120
	038	22.45	0.41	20	120
	012	22.45	0.54	12	96
	034	36.50	0.83	10	60
	100	45.40	1.42	6	36
	114	70.10	2.08	6	24
	112	85.50	3.38	4	16
	200	109.90	5.38	2	8
	212**	373.15	8.50	2	-
	300**	559.80	13.00	2	-
400**	808.60	22.00	2	-	
 *					

*UL-125, UL-842, & UL-1769 (1/4" ~ 2")

**Note: Size 2 1/2" ~ 4" rated at 150 WSP / 400 WOG

250# STEAM SEAT


ASTM B283 FORGED BRASS • FULL PORT • SS TRIM MTG. PAD • LOCKING HANDLE • 250 WSP / 600 WOG**					
CODE NUMBER	SIZE CODE	LIST PRICE	WT. LBS.	PACKAGING	
				BOX	CTN
 68PM IPS	014	\$ 48.40	0.40	20	120
	038	48.40	0.41	20	120
	012	48.40	0.54	12	96
	034	65.30	0.83	10	60
	100	78.15	1.42	6	36
	114	123.05	2.08	6	24
	112	153.70	3.38	4	16
	200	186.60	5.38	2	8
	212	591.30	8.50	2	-
	300	688.90	13.00	2	-
400	1,197.85	22.00	2	-	
 *					

*UL-125, UL-842, & UL-1769 (1/4" ~ 2")


**Note: Size 2 1/2" ~ 4" rated at 250 WSP / 400 WOG


BRASS & BRONZE BALL VALVES


ONE-PIECE BODY


ASTM B283 FORGED BRASS • REDUCED PORT • Cr BALL 150 WSP / 600 WOG • SS LEVER HANDLE					
CODE NUMBER	SIZE CODE	LIST PRICE	WT. LBS.	PACKAGING	
				BOX	CTN
 51 IPS	014	\$ 9.90	0.15	20	120
	038	9.90	0.25	20	120
	012	8.75	0.43	20	120
	034	12.25	0.64	16	96
	100	20.55	1.00	9	36
	114	30.05	1.63	8	32
	112	42.05	1.96	6	24
	200	58.60	3.25	4	16

THREE-PIECE BODY with Mounting Pad


ASTM B283 FORGED BRASS • FULL PORT • Cr BALL MTG. PAD • 150 WSP / 600 WOG					
CODE NUMBER	SIZE CODE	LIST PRICE	WT. LBS.	PACKAGING	
				BOX	CTN
 62 IPS	014	\$ 38.40	0.70	10	60
	038	38.40	0.70	10	60
	012	44.35	1.00	6	36
	034	54.55	1.00	6	24
	100	71.45	2.00	4	16
	114	102.35	4.00	4	8
	112	132.75	7.00	2	6
	200	244.75	11.00	2	4


ASTM B283 FORGED BRASS • FULL PORT • Cr BALL MTG. PAD • 150 WSP / 600 WOG					
CODE NUMBER	SIZE CODE	LIST PRICE	WT. LBS.	PACKAGING	
				BOX	CTN
 63 SOLDER	014	\$ -	-	-	-
	038	38.40	0.70	10	60
	012	44.35	1.00	6	36
	034	54.55	1.00	6	24
	100	71.45	2.00	4	16
	114	102.35	4.00	4	8
	112	132.75	7.00	2	6
	200	244.75	11.00	2	4

ASTM B283 FORGED BRASS • FULL PORT 316 BALL & STEM • 150 WSP / 600 WOG					
CODE NUMBER	SIZE CODE	LIST PRICE	WT. LBS.	PACKAGING	
				BOX	CTN
 62M IPS	012	\$ 68.40	1.00	6	36
	034	83.85	1.00	6	24
	100	118.70	2.00	4	16
	114	161.30	4.00	4	8
	112	205.15	7.00	2	6
	200	334.10	11.00	2	4

ASTM B283 FORGED BRASS • FULL PORT 316 BALL & STEM • 150 WSP / 600 WOG					
CODE NUMBER	SIZE CODE	LIST PRICE	WT. LBS.	PACKAGING	
				BOX	CTN
 63M SOLDER	012	\$ 68.40	1.00	6	36
	034	83.85	1.00	6	24
	100	118.70	2.00	4	16
	114	161.30	4.00	4	8
	112	205.15	7.00	2	6
	200	334.10	11.00	2	4

THREE-WAY BODY with Mounting Pad

ASTM B283 FORGED BRASS • Cr BALL MTG. PAD • 100°F @ 300 PSI / 400 WOG					
CODE NUMBER	SIZE CODE	LIST PRICE	WT. LBS.	PACKAGING	
				BOX	CTN
 54P IPS	014*	\$ 35.55	0.18	20	120
	038*	35.55	0.37	20	120
	012	32.00	0.98	10	40
	034	44.10	1.31	8	32
	100	58.40	2.00	8	32
	114	92.35	2.80	6	12
	112	107.80	3.88	4	8
	200	155.20	6.00	2	4
	212*	432.15	11.80	2	-
	300*	620.05	18.50	2	-

ASTM B283 FORGED BRASS • Cr BALL MTG. PAD • 100°F @ 300 PSI / 400 WOG					
CODE NUMBER	SIZE CODE	LIST PRICE	WT. LBS.	PACKAGING	
				BOX	CTN
 55P SOLDER	014*	\$ -	-	-	-
	038*	-	-	-	-
	012	32.00	0.98	10	40
	034	44.10	1.31	8	32
	100	58.40	2.00	8	32
	114*	92.35	2.80	6	-
	112*	107.80	3.88	4	-
	200*	155.20	6.00	2	-
	212	-	-	-	-
	300	-	-	-	-


*Note: Mounting Pad not available, order as a Code 54-XXX.

*Note: Mounting Pad not available, order as a Code 55-XXX.

SPECIALTY BRASS BALL VALVES


TWO-PIECE BODY


IPS x BARBED

ASTM B283 FORGED BRASS • FULL PORT • Cr BALL 600 WOG					
CODE NUMBER	SIZE CODE	LIST PRICE	WT. LBS.	PACKAGING	
				BOX	CTN
 68AB IPS	012	\$ 14.50	0.54	12	96
	034	20.15	0.30	10	60
	100	31.10	1.42	6	36


Note: Barbed connection accepts standard hose I.D. matching valve pipe size.
Operating limits are governed by type of hose and clamp used.


DRAINABLE

ASTM B283 FORGED BRASS • FULL PORT • Cr BALL 200°F @ 400 PSI / 600 WOG					
CODE NUMBER	SIZE CODE	LIST PRICE	WT. LBS.	PACKAGING	
				BOX	CTN
 68AD IPS	012	\$ 15.55	0.68	12	96
	034	23.65	1.03	10	60
	100	33.45	1.81	6	36


ASTM B283 FORGED BRASS • FULL PORT • Cr BALL 200°F @ 400 PSI / 600 WOG					
CODE NUMBER	SIZE CODE	LIST PRICE	WT. LBS.	PACKAGING	
				BOX	CTN
 69AD SOLDER	012	\$ 15.55	0.68	12	96
	034	23.65	1.03	10	60
	100	33.45	1.81	6	36

CAP & CHAIN


ASTM B283 FORGED BRASS • FULL PORT • Cr BALL 150 WSP / 600 WOG					
CODE NUMBER	SIZE CODE	LIST PRICE	WT. LBS.	PACKAGING	
				BOX	CTN
 68C IPS x HOSE	012	\$ 25.25	0.54	12	96
	034	35.55	0.83	10	60

ASTM B283 FORGED BRASS • FULL PORT • Cr BALL 150 WSP / 600 WOG					
CODE NUMBER	SIZE CODE	LIST PRICE	WT. LBS.	PACKAGING	
				BOX	CTN
 69C C x HOSE	012	\$ 25.25	0.54	12	96
	034	35.55	0.83	10	60


IPS x MALE


ASTM B283 FORGED BRASS • FULL PORT • Cr BALL 150 WSP / 600 WOG					
CODE NUMBER	SIZE CODE	LIST PRICE	WT. LBS.	PACKAGING	
				BOX	CTN
 680 IPS	014	\$ 13.15	0.40	20	120
	038	17.60	0.41	20	120
	012	17.60	0.54	12	96
	034	27.45	0.83	10	60
	100	37.30	1.42	6	36

C x MALE

ASTM B283 FORGED BRASS • FULL PORT • Cr BALL 150 WSP / 600 WOG					
CODE NUMBER	SIZE CODE	LIST PRICE	WT. LBS.	PACKAGING	
				BOX	CTN
 690 SOLDER	014	\$ 13.15	0.40	20	120
	038	17.60	0.41	20	120
	012	17.60	0.54	12	96
	034	27.45	0.83	10	60
	100	37.30	1.42	6	36


SINGLE UNION

ASTM B283 FORGED BRASS • FULL PORT • Cr BALL 300°F @ 150 PSI / 600 WOG					
CODE NUMBER	SIZE CODE	LIST PRICE	WT. LBS.	PACKAGING	
				BOX	CTN
 68U IPS	014	\$ 23.65	0.42	20	120
	038	23.65	0.42	12	120
	012	25.25	0.63	12	96
	034	42.85	1.10	10	60
	100	57.95	1.67	6	36
	114	98.45	2.50	6	24
	112	123.15	3.81	4	16
	200	192.25	5.44	2	8

ASTM B283 FORGED BRASS • FULL PORT • Cr BALL 300°F @ 150 PSI / 600 WOG					
CODE NUMBER	SIZE CODE	LIST PRICE	WT. LBS.	PACKAGING	
				BOX	CTN
 69U SOLDER	014	\$ -	-	-	-
	038	23.65	0.42	20	120
	012	25.25	0.63	12	96
	034	42.85	1.10	10	60
	100	57.95	1.67	6	36
	114	98.45	2.50	6	24
	112	123.15	3.81	4	16
	200	192.25	5.44	2	8

SPECIALTY BRASS BALL VALVES


SAFETY EXHAUST

ASTM B283 FORGED BRASS • FULL PORT • Cr BALL LOCKING HANDLE • 200 WOG						
CODE NUMBER	SIZE CODE	LIST PRICE	WT. LBS.	PACKAGING		
				BOX	CTN	
 68S* IPS	014	\$ 21.75	0.40	20	120	
	038	21.75	0.41	20	120	
	012	21.75	0.54	12	96	
	034	31.55	0.83	10	60	
	100	40.85	1.42	6	36	
	114	64.00	2.08	6	24	
	112	80.00	3.38	4	16	
	200	97.75	4.50	2	8	


*Integral 1/4" Exhaust Tap - Sizes: 1" ~2"

GAS BALL VALVES


WING HANDLE

ASTM B283 FORGED BRASS • REGULAR PORT 175 WOG						
CODE NUMBER	SIZE CODE	LIST PRICE	END CONN.	WT. LBS.	PACKAGING	
					BOX	CTN
 60	038	\$ 6.45	FIPS	0.27	12	96
	012	5.95	FIPS	0.36	12	72
	034	7.85	FIPS	0.53	10	60
	100	14.25	FIPS	0.81	8	48

SQUARE OPERATING NUT


ASTM B283 FORGED BRASS • REGULAR PORT 175 WOG						
CODE NUMBER	SIZE CODE	LIST PRICE	END CONN.	WT. LBS.	PACKAGING	
					BOX	CTN
 60SQ	038	\$ 6.45	FIPS	0.27	12	96
	012	5.95	FIPS	0.36	12	72
	034	7.85	FIPS	0.53	10	60
	100	14.25	FIPS	0.81	8	48

FIPS x FLARE


ASTM B283 FORGED BRASS • REGULAR PORT WING HANDLE • 175 WOG						
CODE NUMBER	SIZE CODE	LIST PRICE	END CONN.	WT. LBS.	PACKAGING	
					BOX	CTN
 60F	038 ¹	\$ 7.55	FIPS x F	0.27	12	96
	012 ²	7.10	FIPS x F	0.36	12	72
	034 ³	9.15	FIPS x F	0.60	10	60

¹Size: 1/2 x 3/8, ²Size: 1/2 x 1/2, ³Size: 5/8 x 5/8, Threads 5/8 (15/16-16UN)

FLARE x FLARE


ASTM B283 FORGED BRASS • REGULAR PORT WING HANDLE • 175 WOG						
CODE NUMBER	SIZE CODE	LIST PRICE	END CONN.	WT. LBS.	PACKAGING	
					BOX	CTN
 60FF	038 ¹	\$ 7.55	F x F	0.27	12	96
	012 ²	7.10	F x F	0.36	12	72
	058 ³	9.15	F x F	0.60	10	60


¹Size: 1/2 x 3/8, ²Size: 1/2 x 1/2, ³Size: 5/8 x 5/8, Threads 5/8 (15/16-16UN)

FLARE x MALE	ASTM B283 FORGED BRASS • REGULAR PORT WING HANDLE • 175 WOG						
	CODE NUMBER	SIZE CODE	LIST PRICE	END CONN.	WT. LBS.	PACKAGING	
						BOX	CTN
 60FO	038 ¹	\$ 7.55	F x M	0.27	12	96	
	012 ²	7.10	F x M	0.36	12	72	

¹Size: 1/2 x 3/8, ²Size: 1/2 x 1/2


CAST IRON BALL VALVES

CLASS 125 CAST IRON • FULL PORT STAINLESS STEEL TRIM					
CODE NUMBER	SIZE CODE	LIST PRICE	WT. LBS.	PACKAGING	
				BOX	PLT
 90 FLANGED	200	\$ 364.00	22	2	30
	212	605.00	37	1	20
	300	766.00	46	1	20
	400	1,108.00	70	1	16
	600	2,972.00	174	1	9
	800	5,049.00	244	1	6


CLASS 125 CAST IRON • STANDARD PORT STAINLESS STEEL TRIM					
CODE NUMBER	SIZE CODE	LIST PRICE	WT. LBS.	PACKAGING	
				BOX	PLT
 91 FLANGED	600	\$2,205.00	119	1	9
	800	3,369.00	178	1	6
	910	5,591.00	262	1	4

CARBON STEEL BALL VALVES

ONE-PIECE BODY


ASTM A216 Gr. WCB • REDUCED PORT • 316 SS TRIM SS LEVER HANDLE • 600 WOG					
CODE NUMBER	SIZE CODE	LIST PRICE	WT. LBS.	PACKAGING	
				BOX	CTN
 50 IPS	014	C A L L	0.18	20	120
	038		0.22	20	120
	012		0.43	20	120
	034		0.64	16	96
	100		1.00	9	54
	114		1.63	8	32
	112		1.96	6	24
	200		3.25	4	16

REDUCED PORT • FIRE TESTED API 607 • NACE


ASTM A216 Gr. WCB • MOUNTING PAD* L. OVAL HANDLE (1/4"-1") / L. LEVER HANDLE (1 1/4"-2")					
CODE NUMBER	SIZE CODE	LIST PRICE	WT. LBS.	PACKAGING	
				BOX	CTN
 IPS 119-LOH (1/4"-1") 2000 WOG 119 (1 1/4"-2") 1500 WOG	014	C A L L	0.35	8	24
	038		0.37	8	24
	012		0.62	8	24
	034		0.86	8	24
	100		1.21	8	24
	114		1.92	30	-
	112		2.84	18	-
	200		4.26	10	-

*NOTE: Exception - 1/4" & 3/8"


TWO-PIECE BODY

ASTM A216 Gr. WCB • REGULAR PORT • 316 SS TRIM LOCKING LEVER HANDLE					
CODE NUMBER	SIZE CODE	LIST PRICE	WT. LBS.	PACKAGING	
				BOX	CTN
 IPS 49M (1/4"-1") 2000 WOG 49M (1 1/4"-2") 1500 WOG	014	C A L L	0.61	10	80
	038		0.58	10	80
	012		0.67	10	60
	034		1.25	8	48
	100		1.69	8	32
	114		2.56	4	16
	112		3.75	2	12
	200		6.67	2	6


REGULAR PORT • NACE

ASTM A216 Gr. WCB • MOUNTING PAD* • 316 SS TRIM L. OVAL HANDLE (1/4"-1") / L. LEVER HANDLE (1 1/4"-2")					
CODE NUMBER	SIZE CODE	LIST PRICE	WT. LBS.	PACKAGING	
				BOX	CTN
 IPS 217-LOH (1/4"-1") 2000 WOG 217 (1 1/4"-2") 1500 WOG	014	C A L L	0.71	8	24
	038		0.71	8	24
	012		0.89	6	18
	034		1.22	6	18
	100		2.08	4	12
	114		2.20	30	-
	112		3.63	16	-
	200		5.67	12	-


REGULAR PORT • FIRE TESTED API 607 • NACE

ASTM A216 Gr. WCB • MOUNTING PAD • 316 SS TRIM L. OVAL HANDLE (1/4"-1") / L. LEVER HANDLE (1 1/4"-2")					
CODE NUMBER	SIZE CODE	LIST PRICE	WT. LBS.	PACKAGING	
				BOX	CTN
 IPS 219-LOH (1/4"-1") 2000 WOG 219 (1 1/4"-2") 1500 WOG	014	C A L L	0.71	8	24
	038		0.71	8	24
	012		0.89	6	18
	034		1.22	6	18
	100		2.08	4	12
	114		2.20	30	-
	112		3.63	16	-
	200		5.67	12	-

REGULAR PORT • SEAL WELD • NACE

ASTM A216 Gr. WCB • MOUNTING PAD • 316 SS TRIM L. OVAL HANDLE (1/4"-1") / L. LEVER HANDLE (1 1/4"-2")					
CODE NUMBER	SIZE CODE	LIST PRICE	WT. LBS.	PACKAGING	
				BOX	CTN
 IPS 237-LOH (1/4"-1") 2000 WOG 237 (1 1/4"-2") 1500 WOG	014	C A L L	0.71	8	24
	038		0.71	8	24
	012		0.89	6	18
	034		1.22	6	18
	100		2.08	4	12
	114		2.20	30	-
	112		3.63	16	-
	200		5.67	12	-

REGULAR PORT • SEAL WELD • FIRE TESTED API 607 • NACE


ASTM A216 Gr. WCB • MOUNTING PAD • 316 SS TRIM L. OVAL HANDLE (1/4"-1") / L. LEVER HANDLE (1 1/4"-2")					
CODE NUMBER	SIZE CODE	LIST PRICE	WT. LBS.	PACKAGING	
				BOX	CTN
 IPS 239-LOH (1/4"-1") 2000 WOG 239 (1 1/4"-2") 1500 WOG	014	C A L L	0.71	8	24
	038		0.71	8	24
	012		0.89	6	18
	034		1.22	6	18
	100		2.08	4	12
	114		2.20	30	-
	112		3.63	16	-
	200		5.67	12	-

CARBON STEEL BALL VALVES

THREE-PIECE BODY*


THREADED

REGULAR PORT • NACE

ASTM A216 Gr. WCB • MOUNTING PAD • 316 SS TRIM L. OVAL HANDLE (1/4"-1") /L. LEVER HANDLE (1 1/4"-2")						
CODE NUMBER	SIZE CODE	LIST PRICE	WT. LBS.	PACKAGING		
				BOX	CTN	
 317-LOH (1/4"~1") 1500 WOG 317 (1 1/4"~2") 1000 WOG	014	C A L L	2.00	SEE FULL PORT FOR THESE SIZES		
	038			10	-	
	012			10	-	
	034			6	-	
	100			4	-	
	114			9.00	4	-
	112			14.00	2	-
	200			29.00	2	-
	212					


THREADED

REGULAR PORT • FIRE TESTED API 607 • NACE

ASTM A216 Gr. WCB • MOUNTING PAD • 316 SS TRIM L. OVAL HANDLE (1/4"-1") /L. LEVER HANDLE (1 1/4"-2")						
CODE NUMBER	SIZE CODE	LIST PRICE	WT. LBS.	PACKAGING		
				BOX	CTN	
 319-LOH (1/4"~1") 1500 WOG 319 (1 1/4"~2") 1000 WOG	014	C A L L	2.00	SEE FULL PORT FOR THESE SIZES		
	038			10	-	
	012			10	-	
	034			6	-	
	100			4	-	
	114			9.00	4	-
	112			14.00	2	-
	200			29.00	2	-
	212					


SOCKETWELD

REGULAR PORT • NACE

ASTM A216 Gr. WCB • MOUNTING PAD • 316 SS TRIM L. OVAL HANDLE (1/4"-1") /L. LEVER HANDLE (1 1/4"-2")						
CODE NUMBER	SIZE CODE	LIST PRICE	WT. LBS.	PACKAGING		
				BOX	CTN	
 317S-LOH (1/4"~1") 1500 WOG 317S (1 1/4"~2") 1000 WOG	014	C A L L	2.00	SEE FULL PORT FOR THESE SIZES		
	038			10	-	
	012			10	-	
	034			6	-	
	100			4	-	
	114			9.00	4	-
	112			14.00	2	-
	200			29.00	2	-
	212					


SOCKETWELD

REGULAR PORT • FIRE TESTED API 607 • NACE

ASTM A216 Gr. WCB • MOUNTING PAD • 316 SS TRIM L. OVAL HANDLE (1/4"-1") /L. LEVER HANDLE (1 1/4"-2")						
CODE NUMBER	SIZE CODE	LIST PRICE	WT. LBS.	PACKAGING		
				BOX	CTN	
 319S-LOH (1/4"~1") 1500 WOG 319S (1 1/4"~2") 1000 WOG	014	C A L L	2.00	SEE FULL PORT FOR THESE SIZES		
	038			10	-	
	012			10	-	
	034			6	-	
	100			4	-	
	114			9.00	4	-
	112			14.00	2	-
	200			29.00	2	-
	212					


BUTTWELD

REGULAR PORT • NACE

ASTM A216 Gr. WCB • MOUNTING PAD • 316 SS TRIM L. OVAL HANDLE (1/4"-1") /L. LEVER HANDLE (1 1/4"-2")						
CODE NUMBER	SIZE CODE	LIST PRICE	WT. LBS.	PACKAGING		
				BOX	CTN	
 317B-LOH (1/4"~1") 1500 WOG 317B (1 1/4"~2") 1000 WOG	014	C A L L	2.00	SEE FULL PORT FOR THESE SIZES		
	038			10	-	
	012			10	-	
	034			6	-	
	100			4	-	
	114			9.00	4	-
	112			14.00	2	-
	200			28.00	2	-
	212					

BUTTWELD

REGULAR PORT • FIRE TESTED API 607 • NACE

ASTM A216 Gr. WCB • MOUNTING PAD • 316 SS TRIM L. OVAL HANDLE (1/4"-1") /L. LEVER HANDLE (1 1/4"-2")						
CODE NUMBER	SIZE CODE	LIST PRICE	WT. LBS.	PACKAGING		
				BOX	CTN	
 319B-LOH (1/4"~1") 1500 WOG 319B (1 1/4"~2") 1000 WOG	014	C A L L	2.00	SEE FULL PORT FOR THESE SIZES		
	038			10	-	
	012			10	-	
	034			6	-	
	100			4	-	
	114			9.00	4	-
	112			14.00	2	-
	200			28.00	2	-
	212					


*Spare set of body gaskets is provided on Socket Weld and Butt Weld End 3-piece valves as standard.

CARBON STEEL BALL VALVES

THREE-PIECE BODY*


THREADED

FULL PORT • NACE

ASTM A216 Gr. WCB • MOUNTING PAD • 316 SS TRIM L. OVAL HANDLE (1/4"-1") /L. LEVER HANDLE (1 1/4"-2")					
CODE NUMBER	SIZE CODE	LIST PRICE	WT. LBS.	PACKAGING	
				BOX	CTN
 317F-LOH (1/4"~1") 1500 WOG 317F (1 1/4"~2") 1000 WOG	014	C A L L	2.00	10	-
	038		2.00	10	-
	012		3.00	10	-
	034		5.00	6	-
	100		8.25	4	-
	114		9.00	4	-
	112		15.00	2	-
	200		29.00	2	-


THREADED

FULL PORT • FIRE TESTED API 607 • NACE

ASTM A216 Gr. WCB • MOUNTING PAD • 316 SS TRIM L. OVAL HANDLE (1/4"-1") /L. LEVER HANDLE (1 1/4"-2")					
CODE NUMBER	SIZE CODE	LIST PRICE	WT. LBS.	PACKAGING	
				BOX	CTN
 319F-LOH (1/4"~1") 1500 WOG 319F (1 1/4"~2") 1000 WOG	014	C A L L	2.00	10	-
	038		2.00	10	-
	012		3.00	10	-
	034		5.00	6	-
	100		8.25	4	-
	114		9.00	4	-
	112		15.00	2	-
	200		29.00	2	-


SOCKETWELD

FULL PORT • NACE

ASTM A216 Gr. WCB • MOUNTING PAD • 316 SS TRIM L. OVAL HANDLE (1/4"-1") /L. LEVER HANDLE (1 1/4"-2")					
CODE NUMBER	SIZE CODE	LIST PRICE	WT. LBS.	PACKAGING	
				BOX	CTN
 317FS-LOH (1/4"~1") 1500 WOG 317FS (1 1/4"~2") 1000 WOG	014	C A L L	2.00	10	-
	038		2.00	10	-
	012		3.00	10	-
	034		5.00	6	-
	100		8.33	3	-
	114		9.00	4	-
	112		15.00	2	-
	200		29.00	2	-


SOCKETWELD

FULL PORT • FIRE TESTED API 607 • NACE

ASTM A216 Gr. WCB • MOUNTING PAD • 316 SS TRIM L. OVAL HANDLE (1/4"-1") /L. LEVER HANDLE (1 1/4"-2")					
CODE NUMBER	SIZE CODE	LIST PRICE	WT. LBS.	PACKAGING	
				BOX	CTN
 319FS-LOH (1/4"~1") 1500 WOG 319FS (1 1/4"~2") 1000 WOG	014	C A L L	2.00	10	-
	038		2.00	10	-
	012		3.00	10	-
	034		5.00	6	-
	100		8.33	3	-
	114		9.00	4	-
	112		15.00	2	-
	200		29.00	2	-


BUTTWELD

FULL PORT • NACE

ASTM A216 Gr. WCB • MOUNTING PAD • 316 SS TRIM L. OVAL HANDLE (1/4"-1") /L. LEVER HANDLE (1 1/4"-2")					
CODE NUMBER	SIZE CODE	LIST PRICE	WT. LBS.	PACKAGING	
				BOX	CTN
 317FB-LOH (1/4"~1") 1500 WOG 317FB (1 1/4"~2") 1000 WOG	014	C A L L	2.00	10	-
	038		2.00	10	-
	012		3.00	10	-
	034		5.00	6	-
	100		8.00	3	-
	114		9.00	4	-
	112		14.00	2	-
	200		28.00	2	-

BUTTWELD


FULL PORT • FIRE TESTED API 607 • NACE

ASTM A216 Gr. WCB • MOUNTING PAD • 316 SS TRIM L. OVAL HANDLE (1/4"-1") /L. LEVER HANDLE (1 1/4"-2")					
CODE NUMBER	SIZE CODE	LIST PRICE	WT. LBS.	PACKAGING	
				BOX	CTN
 319FB-LOH (1/4"~1") 1500 WOG 319FB (1 1/4"~2") 1000 WOG	014	C A L L	2.00	10	-
	038		2.00	10	-
	012		3.00	10	-
	034		5.00	6	-
	100		8.00	3	-
	114		9.00	4	-
	112		14.00	2	-
	200		28.00	2	-


*Spare set of body gaskets is provided on Socket Weld and Butt Weld End 3-piece valves as standard.

STAINLESS STEEL BALL VALVES

ONE-PIECE BODY


ASTM A351 Gr. CF8M • REDUCED PORT • 316 SS TRIM SS LEVER HANDLE • 600 WOG					
CODE NUMBER	SIZE CODE	LIST PRICE	WT. LBS.	PACKAGING	
				BOX	CTN
 52 IPS	014	C A L L	0.18	20	120
	038		0.27	20	120
	012		0.43	20	120
	034		0.64	16	96
	100		1.00	9	54
	114		1.63	8	32
	112		1.96	6	24
	200		3.25	4	16


FIRE TESTED API 607 • NACE

ASTM A351 Gr. CF8M • REDUCED PORT • MOUNTING PAD* L. OVAL HANDLE (1/4"-1") / L. LEVER HANDLE (1 1/4"-2")						
CODE NUMBER	SIZE CODE	LIST PRICE	WT. LBS.	PACKAGING		
				BOX	CTN	
 IPS	014	C A L L	0.35	8	24	
	038		0.37	8	24	
	012		0.62	8	24	
	034		0.86	8	24	
	129-LOH (1/4"~1") 2000 WOG		100	1.21	8	24
	114		1.92	30	-	
	129 (1 1/4"~2") 1500 WOG		112	2.84	18	-
	200		4.26	10	-	


*NOTE: Exception - 1/4" & 3/8"

TWO-PIECE BODY


ASTM A351 Gr. CF8M • REGULAR PORT • MOUNTING PAD LOCKING LEVER HANDLE						
CODE NUMBER	SIZE CODE	LIST PRICE	WT. LBS.	PACKAGING		
				BOX	CTN	
 IPS	014	C A L L	0.61	10	80	
	038		0.58	10	80	
	012		0.67	10	60	
	034		1.25	8	48	
	39 (1/4"~1") 2000 WOG		100	1.69	8	32
	114		2.56	4	16	
	39 (1 1/4"~2") 1500 WOG		112	3.75	2	12
	200		6.67	2	6	

ASTM A351 Gr. CF8M • FULL PORT • 316 SS TRIM SS LEVER HANDLE • 800 WOG					
CODE NUMBER	SIZE CODE	LIST PRICE	WT. LBS.	PACKAGING	
				BOX	CTN
 53F IPS	014	C A L L	-	-	-
	038		-	-	-
	012		0.88	8	-
	034		1.38	8	-
	100		2.00	6	-
	114		2.67	6	-
	112		4.50	2	-
	200		7.50	2	-


REDUCED PORT • NACE

ASTM A351 Gr. CF8M • MOUNTING PAD L. OVAL HANDLE (1/4"-1") / L. LEVER HANDLE (1 1/4"-2")						
CODE NUMBER	SIZE CODE	LIST PRICE	WT. LBS.	PACKAGING		
				BOX	CTN	
 IPS	014	C A L L	0.71	8	24	
	038		0.71	8	24	
	012		0.89	6	18	
	034		1.22	6	18	
	227-LOH (1/4"~1") 2000 WOG		100	2.08	4	12
	114		2.20	30	-	
	227 (1 1/4"~2") 1500 WOG		112	3.63	16	-
	200		5.67	12	-	


REGULAR PORT • FIRE TESTED API 607 • NACE

ASTM A351 Gr. CF8M • MOUNTING PAD L. OVAL HANDLE (1/4"-1") / L. LEVER HANDLE (1 1/4"-2")						
CODE NUMBER	SIZE CODE	LIST PRICE	WT. LBS.	PACKAGING		
				BOX	CTN	
 IPS	014	C A L L	0.71	8	24	
	038		0.71	8	24	
	012		0.89	6	18	
	034		1.22	6	18	
	229-LOH (1/4"~1") 2000 WOG		100	2.08	4	12
	114		2.20	30	-	
	229 (1 1/4"~2") 1500 WOG		112	3.63	16	-
	200		5.67	12	-	

REGULAR PORT • SEAL WELD • NACE

ASTM A351 Gr. CF8M • MOUNTING PAD L. OVAL HANDLE (1/4"-1") / L. LEVER HANDLE (1 1/4"-2")						
CODE NUMBER	SIZE CODE	LIST PRICE	WT. LBS.	PACKAGING		
				BOX	CTN	
 IPS	014	C A L L	0.71	8	24	
	038		0.71	8	24	
	012		0.89	6	18	
	034		1.22	6	18	
	247-LOH (1/4"~1") 2000 WOG		100	2.08	4	12
	114		2.20	30	-	
	247 (1 1/4"~2") 1500 WOG		112	3.63	16	-
	200		5.67	12	-	

REGULAR PORT • SEAL WELD • FIRE TESTED API 607 • NACE


ASTM A351 Gr. CF8M • MOUNTING PAD L. OVAL HANDLE (1/4"-1") / L. LEVER HANDLE (1 1/4"-2")						
CODE NUMBER	SIZE CODE	LIST PRICE	WT. LBS.	PACKAGING		
				BOX	CTN	
 IPS	014	C A L L	0.71	8	24	
	038		0.71	8	24	
	012		0.89	6	18	
	034		1.22	6	18	
	249-LOH (1/4"~1") 2000 WOG		100	2.08	4	12
	114		2.20	30	-	
	249 (1 1/4"~2") 1500 WOG		112	3.63	16	-
	200		5.67	12	-	

STAINLESS STEEL BALL VALVES

THREE-PIECE BODY*


THREADED

REGULAR PORT • NACE

ASTM A351 Gr. CF8M • MOUNTING PAD L. OVAL HANDLE (1/4-1") / L. LEVER HANDLE (1 1/4-2")					
CODE NUMBER	SIZE CODE	LIST PRICE	WT. LBS.	PACKAGING	
				BOX	CTN
 327-LOH (1/4~1") 1500 WOG 327 (1 1/4~2") 1000 WOG	014	SEE FULL PORT FOR THESE SIZES			
	038	SEE FULL PORT FOR THESE SIZES			
	012	C A L L	2.00	10	-
	034		3.00	10	-
	100		5.00	6	-
	114		8.00	4	-
	112		9.00	4	-
	200		14.00	2	-
	212	29.00	2	-	


THREADED

REGULAR PORT • FIRE TESTED API 607 • NACE

ASTM A351 Gr. CF8M • MOUNTING PAD L. OVAL HANDLE (1/4-1") / L. LEVER HANDLE (1 1/4-2")					
CODE NUMBER	SIZE CODE	LIST PRICE	WT. LBS.	PACKAGING	
				BOX	CTN
 329-LOH (1/4~1") 1500 WOG 329 (1 1/4~2") 1000 WOG	014	SEE FULL PORT FOR THESE SIZES			
	038	SEE FULL PORT FOR THESE SIZES			
	012	C A L L	2.00	10	-
	034		3.00	10	-
	100		5.00	6	-
	114		8.00	4	-
	112		9.00	4	-
	200		14.00	2	-
	212	29.00	2	-	


SOCKETWELD

REGULAR PORT • NACE

ASTM A351 Gr. CF8M • MOUNTING PAD L. OVAL HANDLE (1/4-1") / L. LEVER HANDLE (1 1/4-2")					
CODE NUMBER	SIZE CODE	LIST PRICE	WT. LBS.	PACKAGING	
				BOX	CTN
 327S-LOH (1/4~1") 1500 WOG 327S (1 1/4~2") 1000 WOG	014	SEE FULL PORT FOR THESE SIZES			
	038	SEE FULL PORT FOR THESE SIZES			
	012	C A L L	2.00	10	-
	034		3.00	10	-
	100		5.00	6	-
	114		8.00	4	-
	112		9.00	4	-
	200		14.00	2	-
	212	29.00	2	-	


SOCKETWELD

REGULAR PORT • FIRE TESTED API 607 • NACE

ASTM A351 Gr. CF8M • MOUNTING PAD L. OVAL HANDLE (1/4-1") / L. LEVER HANDLE (1 1/4-2")					
CODE NUMBER	SIZE CODE	LIST PRICE	WT. LBS.	PACKAGING	
				BOX	CTN
 329S-LOH (1/4~1") 1500 WOG 329S (1 1/4~2") 1000 WOG	014	SEE FULL PORT FOR THESE SIZES			
	038	SEE FULL PORT FOR THESE SIZES			
	012	C A L L	2.00	10	-
	034		3.00	10	-
	100		5.00	6	-
	114		8.00	4	-
	112		9.00	4	-
	200		14.00	2	-
	212	29.00	2	-	


BUTTWELD

REGULAR PORT • NACE

ASTM A351 Gr. CF8M • MOUNTING PAD L. OVAL HANDLE (1/4-1") / L. LEVER HANDLE (1 1/4-2")					
CODE NUMBER	SIZE CODE	LIST PRICE	WT. LBS.	PACKAGING	
				BOX	CTN
 327B-LOH (1/4~1") 1500 WOG 327B (1 1/4~2") 1000 WOG	014	SEE FULL PORT FOR THESE SIZES			
	038	SEE FULL PORT FOR THESE SIZES			
	012	C A L L	2.00	10	-
	034		3.00	10	-
	100		5.00	6	-
	114		7.50	6	-
	112		9.00	4	-
	200		14.00	2	-
	212	28.00	2	-	

BUTTWELD

REGULAR PORT • FIRE TESTED API 607 • NACE

ASTM A351 Gr. CF8M • MOUNTING PAD L. OVAL HANDLE (1/4-1") / L. LEVER HANDLE (1 1/4-2")					
CODE NUMBER	SIZE CODE	LIST PRICE	WT. LBS.	PACKAGING	
				BOX	CTN
 329B-LOH (1/4~1") 1500 WOG 329B (1 1/4~2") 1000 WOG	014	SEE FULL PORT FOR THESE SIZES			
	038	SEE FULL PORT FOR THESE SIZES			
	012	C A L L	2.00	10	-
	034		3.00	10	-
	100		5.00	6	-
	114		7.50	6	-
	112		9.00	4	-
	200		14.00	2	-
	212	28.00	2	-	


*Spare set of body gaskets is provided on Socket Weld and Butt Weld End 3-piece valves as standard.

STAINLESS STEEL BALL VALVES

THREE-PIECE BODY*


THREADED

FULL PORT • NACE

ASTM A351 Gr. CF8M • MOUNTING PAD L. OVAL HANDLE (1/4"-1") / L. LEVER HANDLE (1 1/4"-2")					
CODE NUMBER	SIZE CODE	LIST PRICE	WT. LBS.	PACKAGING	
				BOX	CTN
 327F-LOH (1/4"-1") 1500 WOG 327F (1 1/4"-2") 1000 WOG	014	C A L L	2.00	10	-
	038		2.00	10	-
	012		3.00	10	-
	034		5.00	6	-
	100		8.25	4	-
	114		9.00	4	-
	112		15.00	2	-
	200		28.00	2	-


THREADED

FULL PORT • FIRE TESTED API 607 • NACE

ASTM A351 Gr. CF8M • MOUNTING PAD L. OVAL HANDLE (1/4"-1") / L. LEVER HANDLE (1 1/4"-2")					
CODE NUMBER	SIZE CODE	LIST PRICE	WT. LBS.	PACKAGING	
				BOX	CTN
 329F-LOH (1/4"-1") 1500 WOG 329F (1 1/4"-2") 1000 WOG	014	C A L L	2.00	10	-
	038		2.00	10	-
	012		3.00	10	-
	034		5.00	6	-
	100		8.25	4	-
	114		9.00	4	-
	112		15.00	2	-
	200		28.00	2	-


SOCKETWELD

FULL PORT • NACE

ASTM A351 Gr. CF8M • MOUNTING PAD L. OVAL HANDLE (1/4"-1") / L. LEVER HANDLE (1 1/4"-2")					
CODE NUMBER	SIZE CODE	LIST PRICE	WT. LBS.	PACKAGING	
				BOX	CTN
 327FS-LOH (1/4"-1") 1500 WOG 327FS (1 1/4"-2") 1000 WOG	014	C A L L	2.00	10	-
	038		2.00	10	-
	012		3.00	10	-
	034		5.00	6	-
	100		8.25	3	-
	114		9.75	4	-
	112		15.00	2	-
	200		29.00	2	-


SOCKETWELD

FULL PORT • FIRE TESTED API 607 • NACE

ASTM A351 Gr. CF8M • MOUNTING PAD L. OVAL HANDLE (1/4"-1") / L. LEVER HANDLE (1 1/4"-2")					
CODE NUMBER	SIZE CODE	LIST PRICE	WT. LBS.	PACKAGING	
				BOX	CTN
 329FS-LOH (1/4"-1") 1500 WOG 329FS (1 1/4"-2") 1000 WOG	014	C A L L	2.00	10	-
	038		2.00	10	-
	012		3.00	10	-
	034		5.00	6	-
	100		8.25	3	-
	114		9.75	4	-
	112		15.00	2	-
	200		29.00	2	-


BUTTWELD

FULL PORT • NACE

ASTM A351 Gr. CF8M • MOUNTING PAD L. OVAL HANDLE (1/4"-1") / L. LEVER HANDLE (1 1/4"-2")					
CODE NUMBER	SIZE CODE	LIST PRICE	WT. LBS.	PACKAGING	
				BOX	CTN
 327FB-LOH (1/4"-1") 1500 WOG 327FB (1 1/4"-2") 1000 WOG	014	C A L L	2.00	10	-
	038		2.00	10	-
	012		2.00	10	-
	034		3.00	10	-
	100		8.00	3	-
	114		9.00	4	-
	112		14.00	2	-
	200		28.00	2	-

BUTTWELD

FULL PORT • FIRE TESTED API 607 • NACE

ASTM A351 Gr. CF8M • MOUNTING PAD L. OVAL HANDLE (1/4"-1") / L. LEVER HANDLE (1 1/4"-2")					
CODE NUMBER	SIZE CODE	LIST PRICE	WT. LBS.	PACKAGING	
				BOX	CTN
 329FB-LOH (1/4"-1") 1500 WOG 329FB (1 1/4"-2") 1000 WOG	014	C A L L	2.00	10	-
	038		2.00	10	-
	012		2.00	10	-
	034		3.00	10	-
	100		8.00	3	-
	114		9.00	4	-
	112		14.00	2	-
	200		28.00	2	-

*Spare set of body gaskets is provided on Socket Weld and Butt Weld End 3-piece valves as standard.

OPTIONS & ACCESSORIES FOR BALL VALVES

58 & 59 Series

OPTION	CODE NO.	SIZES	SPECIFY	LIST PRICE	LIST PRICE INSTALLED
Extension Stem	58/59	1/4" - 3/4"	EL-600	\$ 12.20	\$ 14.80
		1" - 1 1/4"	EL-601	15.10	17.70
		1 1/2" - 2"	EL-602	18.75	21.35
		2 1/2"	EL-603	45.20	47.80
		3" - 4"	EL-604	55.90	58.50
Memory Stop Plate	58/59	1/4" - 3/4"	MS-600	1.75	4.35
		1" - 1 1/4"	MS-601	1.95	4.55
		1 1/2" - 2"	MS-602	2.30	4.90
Lever Handle	58/59	1/4" - 3/8"	LH(Code #)	6.30	—
		1/2" - 3/4"		8.05	
		1" - 1 1/4"		9.05	
		1 1/2" - 2"		10.10	
		2 1/2"		16.05	
3" - 4"	62.70				
Stainless Lever & Nut (304 SS)	58/59	1/4" - 3/4"	SSL-600	3.90	6.50
		1" - 1 1/4"	SSL-601	6.30	8.90
		1 1/2" - 2"	SSL-602	8.70	11.30
Oval Handle	58/59	1/4" - 3/4"	OH-600	13.75	16.35
		1" - 1 1/4"	OH-601	19.35	21.95
		1 1/2" - 2"	OH-602	20.95	23.55
Wing Handle	58/59	1/4" - 3/4"	WH-600	4.75	7.35
		1" - 1 1/4"	WH-601	8.70	11.30
		1 1/2" - 2"	WH-602	14.75	17.35

OPTIONS & ACCESSORIES FOR BALL VALVES

OPTION	VALVE SERIES CODE NO.	SIZES	SPECIFY	LIST PRICE	LIST PRICE INSTALLED
Insulated Stem Extension	68/69 62/63	1/4" - 1/2"	ISE-1	\$ 23.45	\$ 26.05
		3/4"	ISE-2	23.45	26.05
		1" - 1 1/4"	ISE-3	26.40	29.00
		1 1/2" - 2"	ISE-4	49.90	52.50
Memory Stop	68/69 62/63	1/4" - 3/4"	MS-1	2.95	5.55
		1" - 1 1/4"	MS-2	4.40	7.00
		1 1/2" - 2"	MS-3	5.10	7.70
Locking Levers (Stainless Steel)	68/69 62/63	1/4" - 3/8"	LL-1	10.25	12.85
		1/2"	LL-2	10.25	12.85
		3/4"	LL-3	11.70	14.30
		1" - 1 1/4"	LL-4	12.45	15.05
		1 1/2" - 2"	LL-5	13.25	15.85
Lever Handles	All	1/4" - 3/8"	LH(Fig. No.)	6.60	-
		1/2" - 3/4"		8.45	-
		1" - 1 1/4"		9.50	-
		1 1/2" - 2"		10.65	-
		2 1/2"		16.90	-
		3"		54.25	-
4"	66.00	-			
Oval Handle	35/65	1/4" - 3/4"	OH-1	13.25	15.85
		1" - 1 1/4"	OH-3	19.80	22.40
		1 1/2" - 2"	OH-4	20.60	23.20
	39/49M 53F	1/4" - 1/2"	OH-2	13.75	16.35
		3/4" - 1"	OH-3	19.80	22.40
		1 1/4" - 1 1/2"	OH-4	20.60	23.20
	54/55	2"	OH-5	30.65	33.25
		1/2" - 3/4"	OH-2	13.75	16.35
	68/69 62/63	1" - 1 1/2"	OH-3	19.80	22.40
		2"	OH-4	20.60	23.20
		1/4" - 1/2"	OH-1	13.25	15.85
		3/4"	OH-2	13.75	16.35
Locking Oval (Stainless Steel)	68/69 62/63	1" - 1 1/4"	OH-3	19.80	22.40
		1 1/2" - 2"	OH-4	20.60	23.20
		1/4" - 1/2"	OH-2L	19.80	22.40
		3/4"	OH-3L	19.80	22.40
Wing Handle	68/69 62/63	1" - 1 1/4"	OH-4L	27.85	30.45
		1 1/2" - 2"	OH-5L	29.35	31.95
		1/4" - 1/2"	WH-1	5.00	7.60
		3/4"	WH-2	5.00	7.60
		1" - 1 1/4"	WH-3	9.20	11.80
		1 1/2" - 2"	WH-4	15.50	18.10
Anti-Static Grounding Spring	All	2 1/2"	WH-5	66.00	68.60
		3"	WH-6	74.80	77.40
Anti-Static Grounding Spring	All	1/4" - 3/4"	GS-1	4.05	6.65
		1" - 1 1/4"	GS-2	4.05	6.65
		1 1/2" - 2"	GS-3	4.05	6.65

CROSS REFERENCE CHART

BRONZE & BRASS					
KITZ	APOLLO	MILWAUKEE	NIBCO	RED-WHITE	WATTS
51	9A-100/91-100	-	T560-BR-Y	-	B-6100
54(P)	70-600	-	T585-70-W3	-	B-6780
55(P)	70-900	-	S585-70-W3	5047	B-6781
58	70-100	BA-100	T580 TFP600	-	FBV-4
58W	70-100-07	-	-	-	-
59	70-200	BA-150	S580 SFP600	-	FBVS-4
59W	70-200-07	-	-	-	-
62	82-100	30BBOF	T590-Y/T595-Y	5050F	B-6800
62M	82-140	30BSOF	T595-Y-66	-	B-6800-SS
63	82-200	30BB1F	S590-Y / S595-Y	5051F	B-6801
63M	82-240	30BS1F	S595-Y-66	-	B-6801-SS
68	70-100 80-100	BA-400, BA-425, BA-475	T585-70, T585-70-UL	5044F, 5544, 5592	B-6080 B-6000-UL
68AB	-	-	-	-	B-6004
68AD	95-100	-	-	5060	B-6300
68AM	-	-	-	-	-
68C	78-100	BA-100H	T585-70-HC	-	-
68LL	70-100-27	-	-	-	B-6400-LL
68M	70-140 80-140	BA-400S	T585-70-66	5044S	B-6080-SS
68O	70-800	BA-100H	MTT585-70	-	B-6002
68P	77-100	20BBOR	TM585-70	-	B-6400
68PM	77-140 71-140(-64)	20BSOR	TM585-70-66	-	B-6400-SS-04
68S	75-100-41(-27)	BA-100ELD	T585-70-SV	5042	B-6400-SE-LL
68U	70-300	-	T585-70-SU	-	B6010
69	70-200	BA-455/BA-485	S585-70	5049F/5549	B-6001/B-6081
69AD	95-200	-	-	5063	B-6301
69C	78-200	-	S585-70-HC	-	-
69M	70-240	-	S585-70-66	-	B-6081-SS
69O	-	BA-150H	-	-	-
69U	70-400	-	S585-70-SU	-	B-6011

IRON					
KITZ	AMERICAN	MILWAUKEE	NIBCO	RED-WHITE	WATTS
90	3700	-	-	-	G4000
91	-	-	-	-	-
-	-	-	-	-	-

* This comparison chart is provided for the convenience of our customers. Valves listed may not be identical in design, materials of construction or basic pressure rating. KITZ catalogs and those of other valve manufacturers should be consulted for complete details.

CROSS REFERENCE CHART

CARBON & STAINLESS STEEL					
THREADED, SOCKET WELD, BUTT WELD					
KITZ	APOLLO	MILWAUKEE	NIBCO	WATTS	WORCESTER
39	76-100	20SSOR	T580-S6-66-LL	S-8000	-
49M	89-100	20CSOR	T580-CS-66-LL	C-7000	-
50	93-100	-	-	-	5846R
52	-	-	-	-	5866R
53F	-	-	-	-	-
119	92-100-24	-	T560-CS-66-FS-LL	C-7100	-
129	96-100-24	-	T560-S6-66-FS-LL	S-8100	-
217	89-100	20CSOR	T580-CS-66-LL	C-7000	-
219	89-100-24	-	T580-CS-66-FS-LL	C-7000-FS	-
227	76-100	20SSOR	T580-S6-66-LL	S-8000	-
229	76-100-24	-	T580-S6-66-FS-LL	S-8000-FS	-
237	-	22CSOR	-	C-7200	-
239	-	-	-	-	-
247	-	22SSOR	-	S-8200	-
249	-	-	-	-	-
317	83-340	-	TM590-CS-R-66-LL	C-7450	-
317B	-	-	BM590-CS-R-66-LL	-	-
317S	83-440	-	KM590-CS-R-66-LL	-	-
317F	83-540	-	-	C-7480	5946TT
317FB	-	-	-	-	-
317FS	83-640	-	-	-	-
319	83-340-29	35CSOR	TM590-CS-R-66-FS-LL	C-7450-607	-
319B	-	35CS2R	BM590-CS-R-66-FS-LL	-	-
319S	83-440-29	35CS1R	KM590-CS-R-66-FS-LL	-	-
319F	83-540-29	-	-	C-7480-607	AF5946TT
319FB	-	-	-	-	-
319FS	83-640-29	-	-	-	-
327	85-100	-	TM590-S6-R-66-LL	S-8450	-
327B	-	-	BM590-S6-R-66-LL	-	-
327S	85-200	-	KM590-S6-R-66-LL	-	-
327F	86-100	-	-	S-7480	5966TT
327FB	86-700	-	-	-	-
327FS	86-200	-	-	-	-
329	-	35SSOR	TM590-S6-R-66-FS-LL	S-8450-607	-
329B	-	35SS2R	BM590-S6-R-66-FS-LL	-	-
329S	-	35SS1R	KM590-S6-R-66-FS-LL	-	-
329F	86-500-29	-	-	S-7480-607	AF5966TG
329FB	-	-	-	-	-
329FS	86-600-29	-	-	-	-

* This comparison chart is provided for the convenience of our customers. Valves listed may not be identical in design, materials of construction or basic pressure rating. KITZ catalogs and those of other valve manufacturers should be consulted for complete details.

DESIGN STANDARDS

Manufacturers Standardization Society (MSS) of the Valve and Fitting Industry, Inc.

- SP-25** Standard Marketing System for Valves, Fitting, Flanges and Unions
- SP-67** Butterfly Valves
- SP-70** Cast Iron Gate Valves - Flanged and Threaded Ends
- SP-71** Grey Iron Swing Check Valves, Flanged and Threaded Ends
- SP-72** Ball Valves with Flanged or Butt-Weld End for General Service
- SP-80** Bronze Gate, Globe, Angle and Check Valves
- SP-85** Grey Iron Globe & Angle Valves, Flanged and Threaded Ends
- SP-110** Ball Valves Threaded, Socket-Welding, Solder Joint, Grooved and Flare Ends

American Petroleum Institute (API)

- API 607** Fire Test for Soft Seated Quarter-Turn Valves
- API 609** Butterfly Valves: Double Flanged, Lug- and Wafer- Type

3rd PARTY CERTIFICATIONS

CSA INTERNATIONAL 

- CGA 9.1a/ANSI Z21.15a-2001:** Manually Operated Gas Valves For Appliances, Appliance Connectors Valves and Hose End Valves
- CGA requirement CR91-002:** Manually Operated Gas Valves For Use On Piping
- CAN/CGA-3.16-M88:** Lever Operated Non-Lubricated Gas Shut-Off Valves
- ASME B16.33-2002:** Manually Operated Metallic Gas Valve For use In Gas Piping Systems up 125 psig (½"-2")
- ASME B16.38-1990:** Manually Operated Metallic Gas Valve For use In Gas Piping Systems up 125 psig (½"-12")
- ASME B16.44-2002:** Manually Operated Metallic Gas Valve For use In Aboveground Gas Piping Systems up 5 psig

UNDERWRITERS LABORATORIES

ANSI/UL125: Valves for Anhydrous Ammonia and LP-Gas (other than Safety Relief)

YSDT - LP Gas Shut-Off Valves, 600 psig for 1/4" ~ 1 1/4", 500 psig for 1 1/2" and 2"

UL Subject 258: Outline of Investigation for Shut-off Valves for Trim and Drain Purposes

VQGU - Valves, Trim and Drain

UL842: Valves for Flammable Fluids

YRBX - Flammable Liquid Shut-Off Valves, 600 psig for 1/4" ~ 1 1/4", 500 psig for 1 1/2" and 2"

YRPV - Gas Shut-Off Valves, 600 psig for 1/4" ~ 1 1/4", 500 psig for 1 1/2" and 2"

MHKZ - Manual Valves, LP at 600 psig for 1/4" ~ 1 1/4", 500 psig for 1 1/2" and 2", 150 degrees F ambient.

UL1769: Cylinder Valves 

YQNZ - Compressed Gas Shut-Off Valves, 600 psig for 1/4" ~ 1 1/4", 500 psig for 1 1/2" and 2"

FM APPROVALS 

Classification No. 1140 - 175 psig (1205 kPa) rated working pressure

ANSI/NSF 61 - Drinking Water System Components 

Section 8 - Mechanical Devices, Temperature: Commercial Hot (180° F/82° C)

KITZ®

KITZ CORPORATION OF AMERICA

10750 CORPORATE DRIVE • STAFFORD, TEXAS 77477 U.S.A.

TEL: (281) 491-7333 • FAX: (281) 491-9402 • TOLL FREE: 1-800-772-0073 • www.kitz.com